



SABER
Certified Products



ABOUT T&S T&S Brass and Bronze Works, Inc. is a leading manufacturer of faucets, fittings and specialty products and accessories for the foodservice, industrial, commercial plumbing and laboratory markets. We have built a reputation for quality, service, and innovation for over 75 years, beginning with our original pre-rinse unit, the market’s very first.

Today, our products have become the standard for many U.S. hospitals, schools, restaurants, supermarkets and public facilities. T&S products are highly acclaimed throughout the industry for being well-built, long-lasting and reliable. Rigorous testing and a focus on interchangeability have set T&S apart from the competition.

Today, more than 200 employees manufacture products and serve customers from the company’s main headquarters in South Carolina, United States – with many more working behind the scenes at distribution facilities in California and China. In the last two decades, T&S has significantly increased its overseas presence, with representatives now selling products in Europe, Australia, the Middle East, Canada, Japan, southeast Asia and South America.



SINGAPORE



SOUTH CAROLINA, U.S.



COLOGNE, GERMANY



All T&S full model products contained in this catalog have been SABER certified to comply with SASO standard 2655 and 2656.

ABOUT SABER/SASO The Kingdom of Saudi Arabia requires that all consignments of products that are covered by the Saudi Standards, Metrology and Quality Organization (SASO) Technical Regulation and that are to be exported to the Country, should be issued with a Product Certificate, and that every consignment should be accompanied by a Shipment Certificate.

With the development of the Saudi Product Safety Program (SALEEM), SASO has implemented SABER, an electronic conformity assessment platform which allows importers and local manufacturers to electronically obtain the required Certificate of Conformity and Certificate of Shipment Conformity for consumer goods, whether they are imported or locally manufactured to enter the Saudi market.

The platform aims to protect the businesses from fraud and ensure that products are free from defects that may affect the health and safety of consumers.

T&S’s products meet the flow rates required by SABER/SASO:

SABER/SASO required flow rate for Spray Valves and Faucets <6 L/min.

- T&S flow rate / Pre-Rinse Units: 2.46–4.35 L/min
- T&S flow rate / Faucets: 5 L/min

SABER/SASO required flow rate for Sensor Faucets <1.9 L/min

- T&S flow rate / Sensor Faucets: 1.89 L/min

For further details regarding compliance, please contact us:

internationalsales@tsbrass.com

T&S SABER/SASO Certified Products

Table of Contents



equip
by T&S

T&S Brass and Bronze Works, Inc. 2-9

- T&S Brass / A History of Excellence2
- SABER/SASO Compliances and Requirements ..2
- Why T&S? 4
- Antimicrobial Handles 5
- Water Conservation In Your Kitchen 6-9

SABER Certified T&S Models 11-21

- Pre-Rinse Units Features and Benefits 12
- Pre-Rinse Units13-16
- Pantry Faucets 17
- Bar Sink / Workboard Faucets 18
- Sensor Faucet 19
- Parts and Accessories20-21

SABER Certified Equip by T&S Models 22-25

- Pre-Rinse Units 22
- Faucets 23-24
- Equip Parts and Accessories25

SABER/SASO Certified T&S Products 26-27





RELIABILITY BUILT IN™

Why T&S?



LOW COST OF OWNERSHIP BUILT IN

6 Reasons To Choose T&S Products:



Quality and Reliability

T&S products are highly acclaimed throughout the industry: well-built, long-lasting and reliable. Our rigorous testing sets T&S apart from the competition.



Superior Customer Service and Technical Support*

Customers love our world class Customer Service support – available worldwide! We also provide how-to videos and many other technical support resources on our website, www.tsbrass.com.



Interchangeability

Within the product line, you can exchange parts and customize each product to suit your needs, no matter your application!



Spare Parts Availability

Our spare parts are stocked globally, so getting the parts you need for repair is fast and easy.



Low Cost of Ownership

T&S products are designed and built for the most heavy-duty commercial applications. High quality design means less money spent on repairs. Cost of Ownership, Built In.



Modular Design and Ease of Installation

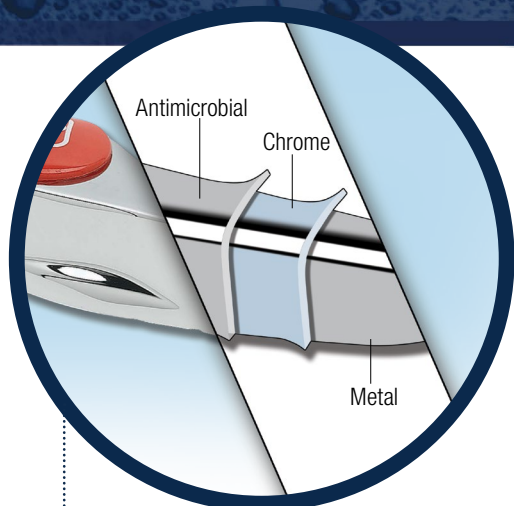
We design our product assemblies with our customers in mind for time-saving installation and easy maintenance.

internationalsales@tsbrass.com

* <https://www.tsbrass.com/resources/videos/how-to>



Make a Great Faucet Even Better: Antimicrobial Handles



T&S is proud to offer a superior antimicrobial finish on our handles.

Antimicrobial coating is designed and intended to last the life of the product.

Order your new faucets with antimicrobial handles, or quickly retrofit your existing T&S faucets.

The antimicrobial coating on T&S handles helps prevent the spread of germs and creates a barrier to odor and stain-causing microbes. Although the coating doesn't kill microbes, it does provide an environment where microbes lose their ability to grow and flourish.


Where it is useful:

- healthcare facilities
- schools
- food service
- airports
- facilities where hands are washed and health and hygiene are critical

Though nothing can stop the spread of disease like proper hand washing and good hygiene, antimicrobial handles can go a long way in helping to prevent the spread of sickness.

Benefits:

- dramatically reduces the growth of microbes such as bacteria, molds, mildew, and fungi
- easily retrofit
- clear finish is virtually undetectable
- fingerprint-resistant finish
- hard, durable surface
- lasts the life of the product
- covered by traditional T&S warranty
- available in the EU line in two handles: *Lever and 10 cm (4") Wrist Blade*



Water

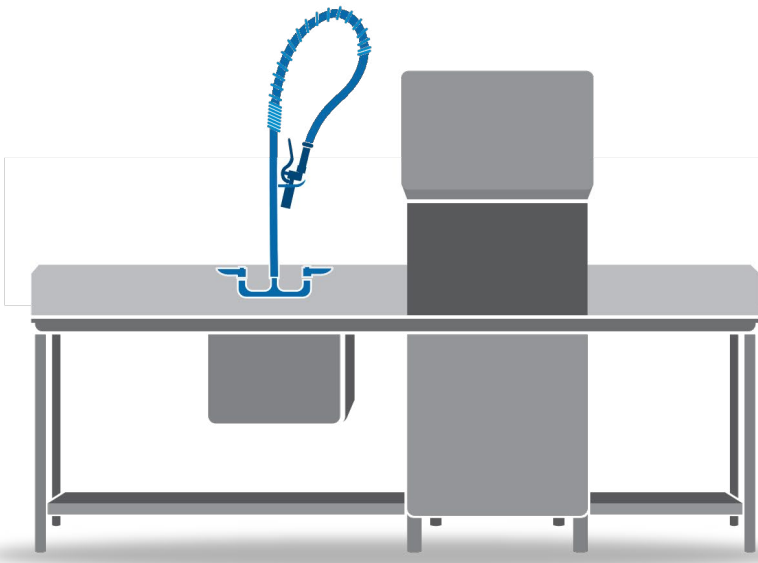
CONSERVATION
in your  **KITCHEN**



Ever wonder how much water is going down the drain in your commercial or institutional facility? Explore how upgrading key plumbing fixtures can help conserve water, energy and money in the long run.

PLUMBING FIXTURES

and key opportunities to save



dish room PRE-RINSE SPRAY VALVES



TIP:

Add a **PRE-RINSE SWIVEL** to your pre-rinse configuration for more efficient, ergonomic performance.

OLDER STYLES
have flow rates as high as
15 L/min


REDUCE TO
4.05 L/min

&

SAVE
725,000+ liters
annually

*assuming
3 hours of usage
per day*

3-compartment sink FAUCETS

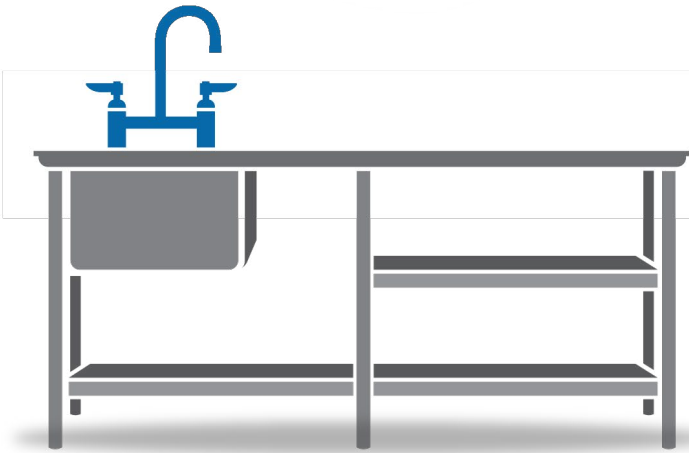


Add an **AERATOR** to reduce flow from **68 L/min TO 5.7 L/min** and save **1,350,000+ LITERS** annually

*assuming
1 hour
of usage
per day*



Sinks are sometimes filled through a chemical dispenser and used for light cleaning tasks, so there's usually **NOT A NEED FOR HIGH FLOW RATES.**



prep sink FAUCETS

Typically a **5.6 L/min FLOW** is sufficient for a balance between performance and efficiency.




Choose T&S' **CERAMA CARTRIDGES** for leak-free performance with a lifetime warranty.

hand sink FAUCETS

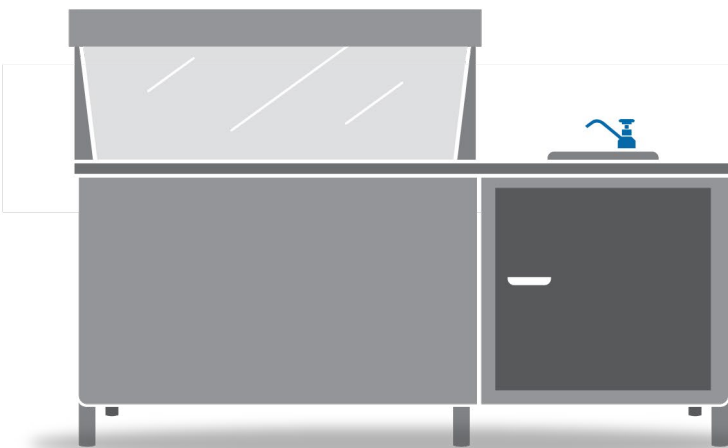
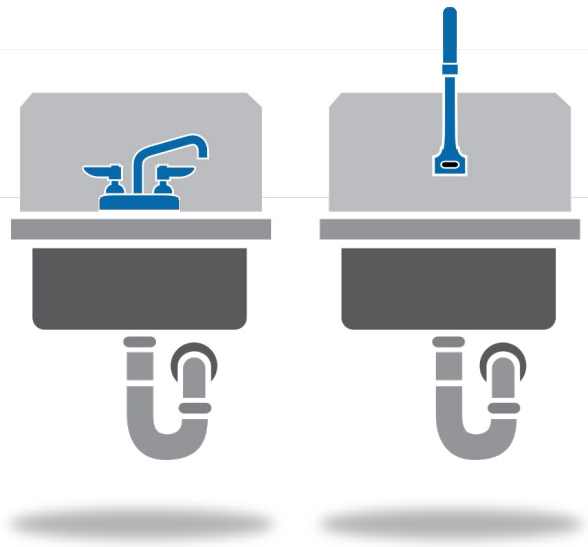
CONSIDER THESE KEY OPTIONS:



ELECTRONIC SENSOR FAUCETS at hand sinks can save **3.8 LITERS PER HAND-WASH** and reduce the risk of **CROSS-CONTAMINATION** in kitchens.



Adding a **LOW-FLOW AERATOR** to retrofit manual faucets can also help conserve water.



dipperwell

Reduce to a

0.95
L/min
MODEL

and

SAVE
2,750,000
LITERS

per year

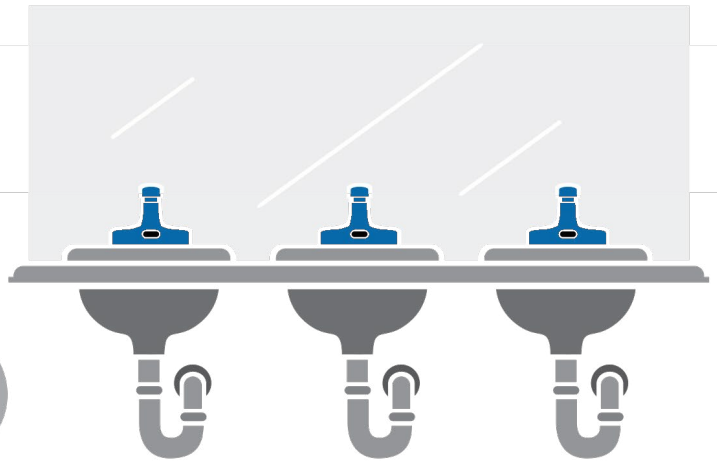
assuming
7 hours
of usage
per day

Still using a **19 L/min DIPPERWELL** ?
It's time to upgrade and conserve.

restroom FAUCETS


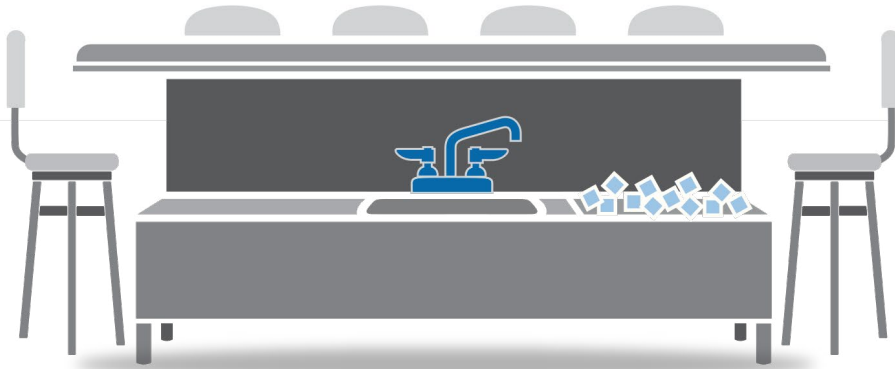
REDUCING
a restroom faucet
from
9.33 L/min to
1.8 L/min
could save
50,107 liters
annually.

*based on
8 employees
with 8-hour
shifts*



A kitchen employee uses the restroom around
EVERY 2.5 HOURS on average.

bar sink FAUCETS



Don't forget to add a **LOW-FLOW AERATOR** and **CERAMA CARTRIDGES** to the bar sink faucet.



Don't forget
TO CAREFULLY SEARCH FOR LEAKS!

A leaky faucet that drips at the rate of one drip per second can waste more than **11,356 LITERS PER YEAR.**⁶

IT ALL ADDS UP.

All values shown in U.S. dollars.



The average **QSR** can save **\$3,400** per store annually by switching to **LOW-FLOW FAUCETS** and **PRE-RINSE SPRAY VALVES**.



The average **SUPERMARKET** can save **\$20,000** per store annually by switching to **LOW-FLOW FAUCETS** and **PRE-RINSE SPRAY VALVES**.

See the **SAVINGS**

	5 STORES	50 STORES	200 STORES
QSR			
5 YEARS	\$85,000	\$850,000	\$3,400,000
10 YEARS	\$170,000	\$1,700,000	\$6,800,000
SUPERMARKET			
5 YEARS	\$500,000	\$5,000,000	\$20,000,000
10 YEARS	\$1,000,000	\$10,000,000	\$40,000,000

1 Based on US statistics. www.epa.gov, "Saving Water in Restaurants" Fact Sheet, February, 2017.

2 McGraw-Hill Construction, "Water Use in Buildings SmartMarket Report," 2009.

3 Based on averages within the United States.

4 www.circleofwater.org, "Price of Water 2015," April, 2015.

5 www.eia.org, "Short-Term Energy Outlook," January, 2017.

6 www.epa.gov, "The Facts on Leaks," February, 2017.



T&S SABER Certified Foodservice Plumbing Products



SABER Certified T&S Models

- Pre-Rinse Unit Features and Benefits
- Pre-Rinse Units
- Pantry Faucets
- Bar Sink / Workboard Faucets
- Sensor Faucets
- Parts and Accessories



equip
by T&S

SABER Certified Equip by T&S Models

- Equip Pre-Rinse Units
- Equip Faucets
- Equip Parts and Accessories



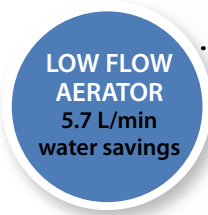
FEATURES and BENEFITS:

T&S SABER Certified Pre-Rinse Units



T&S Pre-Rinse FEATURES:

- Dual temperature mixing faucet
- Eterna cartridges with spring checks
- Low flow spray valve with 2.46 L/min (0.65 GPM)
- Add-on faucet with 5.7 L/min (1.5 GPM) vandal resistant aerator
- Unique “pop-and-lock” riser connection for quick installation
- 3-YEAR warranty



B-0123-12V15-BC
Pre-Rinse Unit

B-0113 Series Pre-Rinse Units



B-0113-B



B-0113-12V15-B



B-0113 Model (No Add-On Faucet)	Description	Cartridge	Spray Valve
<u>B-0113-B</u>	Single hole, dual temperature deck-mount mixing pre-rinse unit	Eterna	B-0107



-B



B-0107
4.35 L/min (1.15 GPM)
Multi-hole shower spray



B-0113-B Model	Description	Cartridge	Spray Valve
<u>B-0113-12V15-B</u>	With 30.5 cm (12") add-on faucet and 5.7 L/min (1.5 GPM) vandal resistant aerator	Eterna	B-0107



-B



B-0107
4.35 L/min (1.15 GPM)
Multi-hole shower spray

B-0123 Series Pre-Rinse Units

سابر
saber
Product Certificate
Regulated Product

3 YEAR
WARRANTY

EasyInstall



B-0123-12V15-B



B-0123-12V15-BC



B-0123 Model (Add-On Faucet)	Description	Cartridge	Spray Valve
B-0123-12V15-B	Double hole, dual temperature 20 cm (8") deck-mount mixing pre-rinse unit and 5.7 L/min (1.5 GPM) vandal resistant aerator	Eterna	B-0107



-B



B-0107
4.35 L/min (1.15 GPM)
Multi-hole shower spray



B-0123-B Model (Add-On Faucet)	Description	Cartridge	Spray Valve
B-0123-12V15-BC	With 2.46 L/min (0.65 GPM) B-0107-C spray valve and 5.7 L/min (1.5 GPM) vandal resistant aerator	Eterna	B-0107-C



-BC



B-0107-C
2.46 L/min (0.65 GPM)
Single hole fan spray



B-0425-KIT

B-0133 Series Pre-Rinse Units



B-0133 Model (No Add-On Faucet)	Description	Cartridge	Spray Valve
B-0133-B	Double hole, dual temperature 20 cm (8") wall-mount mixing pre-rinse unit	Eterna	B-0107



B-0133-B Model	Description	Cartridge	Spray Valve
B-0133-12V15-B	With 30.5 cm (12") add-on faucet and 5.7 L/min (1.5 GPM) vandal resistant aerator	Eterna	B-0107



B-0114-01B Pre-Rinse Unit



B-0114-01B-WH4



B-0114 Model (No Add-On Faucet)	Description	Cartridge	Spray Valve
B-0114-01B-WH4	Single hole, dual temperature deck-mount mixing faucet pre-rinse units with roto-flex design, wrist blade handles, flex lines, wall bracket	Eterna	B-0107



-B



B-0107
4.35 L/min (1.15 GPM)
Multi-hole shower spray

B-0200-x Series Pantry Faucets



B-0221-V15



B-0226-V15-WH4



B-0231-V15

	Model	Description	Cartridge	Handle
●●●●●	<u>B-0221-V15</u>	Double-hole, dual temperature 20 cm (8") deck-mount mixing faucet, 25.4 cm (10") swing nozzle, and 5.7 L/min (1.5 GPM) vandal resistant aerator	Eterna	Lever
●●●●●	<u>B-0226-V15</u>	Double-hole, dual temperature 10.2 cm (4") deck-mount mixing faucets, 25.4 cm (10") swing nozzle, and 5.7 L/min (1.5 GPM) vandal resistant aerator	Eterna	Lever
●●●●●	<u>B-0226-V15-WH4</u>	With 10.2 cm (4") wrist blade handles (shown above)	Eterna	Wrist Blade
●●●●●	<u>B-0231-V15</u>	Double hole, dual temperature 20 cm (8") wall-mount mixing faucet, 30.5 cm (12") add-on faucet and 5.7 L/min (1.5 GPM) vandal resistant aerator	Eterna	Lever



B-1100 Series Workboard Faucets



B-1110-V15



B-1141-2-V15-CR

	Model	Description	Cartridge	Handle
💧💧💧💧	<u>B-1110-V15</u>	Double-hole, dual temperature 10.2 cm (4") deck-mount mixing workboard faucets, 15 cm (6") swing nozzle, and 5.7 L/min (1.5 GPM) vandal resistant aerator	Eterna	Lever
💧💧💧💧	<u>B-1141-2-V15-CR</u>	With 11 cm (4") gooseneck nozzle & ceramic cartridges	Ceramic	Lever

EC-3142-VF05 Electronic Sensor Faucet



EC-3142-VF05



Model	Description
<u>EC-3142-VF05</u>	ChekPoint™ Electronic Sensor deck-mount mixing faucet with above deck controls, and 1.89 L/min (0.5 GPM) vandal resistant aerator

T&S Pre-Rinse Unit and Faucet Accessories

Pre-Rinse Add-On Faucets

Add-on faucet options for T&S pre-rinse units, lever handle and Eterna cartridge

Add-On Faucet	Nozzle Length	Description
B-0156-EZ	30.5 cm (12")	Pop-and-lock easy installation
B-0156	30.5 cm (12")	7.6 cm (3") nipple connection



Aerators

For Pre-rinse units / Faucets / Add-on faucets

Vandal-Resistant Aerator	Flow Rate
B-0199-06-WS	5.7 L/min (1.5 GPM)



[B-0199-06-WS](#)

Wall Brackets

For Pre-rinse units / Add-on faucets

Wall Bracket	Description
B-0109-01	For T&S Pre-Rinse Units, 15.2 cm (6")
B-0109-03	For T&S Pre-Rinse Units, 30.5 cm (12")



[B-0109-01](#)



[B-0109-03](#)

Cartridge Assemblies

For Pre-rinse units / Add-on faucets

Pre-Rinse Faucet Cartridges	
002711-40NS (Cold) 002712-40NS (Hot)	Hot and cold side assemblies with Eterna cartridges with spring checks and lever handles
Cerama Cartridge Assemblies	
012447-25NS (Cold) 012446-25NS (Hot)	Hot and cold side assemblies with Cerama cartridges with check valves and lever handles



[002711-40NS](#)



[002712-40NS](#)



[012447-25NS](#)



[012446-25NS](#)

Vandal-Resistant Key



Dual key for aerators


Vandal-Resistant Key	Description
015425-45	For removing VR aerators



[015425-45](#)

Pre-Rinse Spray Valves

Spray Valve	Description
 B-0107	Pre-rinse standard spray valve, multi-hole shower spray, 4.35 L/min (1.15 GPM)
 B-0107-C	Lowest flow spray valve, single-hole fan spray, 2.46 L/min (0.65 GPM)



[B-0107](#)



[B-0107-C](#)

Handle Options

Spray Valve	Description
B-9K-NS	Lever handle repair kit, (2) handles, hot and cold indexes & (2) screws
001636-45NS	Lever Handle, Blue Index (T&S Logo), Screw
001637-45NS	Lever Handle, Red Index (T&S Logo), Screw
001638-45NS	Lever Handle, Blank (New Style)



[B-9K-NS](#)



[001636-45NS](#)



[001637-45NS](#)



[001638-45NS](#)

Pre-Rinse Hoses

Hose	Description
B-0044-H	111.7 cm (44") flexible stainless steel hose with gray handle
B-0044-H2A	111.7 cm (44") flexible stainless steel hose without gray handle



[B-0044-H](#)



[B-0044-H2A](#)

T&S Installation Kits

Installation Kits

Installation Kit	Description
B-0230-K	Installation Kit, 1/2" NPT Nipples & Elbows (1/2" NPT Female x Male)
B-0230-KIT	Inlet Kit, 1/2" NPT Close Nipples & Elbows, 61 cm (24") Flex Supply Hoses (3/8" Compression x 1/2" NPSM Female)
B-0425	Supply Nipple Kit, 1/2" NPT x 2" Long
B-0425-KIT	Inlet Supply Nipple Kit with 61 cm (24") Flex Hoses (3/8" Compression x 1/2" NPSM Female)
B-1100-KIT	61 cm (24") Inlet Supply Hoses (3/8" Compression x 1/2" NPSM Female)



[B-0230-K](#)



[B-0230-KIT](#)



[B-0425](#)



[B-0425-KIT](#)



[B-1100-KIT](#)

5PR-2S Series Equip Pre-Rinse Units

سابر
saber
Product Certificate
Regulated Product

1 YEAR
WARRANTY
equip
MEMBER OF T&S BRASS
T&S




Model	Description
5PR-2S00	Single hole, dual temperature deck-mount mixing pre-rinse units with flex lines, wall bracket
5PR-2S12V15	With 30.5 cm (12") add-on faucet and 5.7 L/min (1.5 GPM) vandal resistant aerator

5F-2SLX12V15 Equip Pantry Faucet



5F-2SLX12V15

Model	Description
 <u>5F-2SLX12V15</u>	Single hole, dual temperature deck-mount mixing faucet, with 30.5 cm (12") add-on faucet and 5.7 L/min (1.5 GPM) vandal resistant aerator

5F-8DLX12V15 Equip Pantry Faucet



5F-8DLX12V15


Model	Description
5F-8DLX12V15	Double hole, dual temperature 20 cm (8") deck-mount mixing faucet, with 30.5 cm (12") add-on faucet and 5.7 L/min (1.5 GPM) vandal resistant aerator



Equip Pre-Rinse Accessories



5SV Equip Spray Valve

Equip Spray Valve	Description
 5SV	Low flow spray valve with multi-hole shower spray for Equip pre-rinse units, 4.35 L/min (1.15 GPM)



[5SV](#)

013716-40 Equip Wall Bracket

Equip Wall Bracket	Description
013716-40	For Equip pre-rinse units, 15.2 cm (6")



[013716-40](#)

5AFL12 Equip Add-On Faucet

Equip Add-On Faucet	Description
5AFL12	For Equip pre-rinse units, 30.5 cm (12") swing nozzle



[5AFL12](#)

5HSE44 Equip Stainless Steel Hose

Equip Hose	Description
5HSE44	Flexible stainless steel outer cover with handle grip, 111.8 cm (44")



[5HSE44](#)

Equip Faucet Accessories



5HDL-L Equip Lever Handle

Equip Handle	Description
5HDL-L	For Equip pre-rinse units, 30.5 cm (12") swing nozzle



[5HDL-L](#)

Equip Ceramic Cartridges

Equip Ceramic Cartridges	Description
Hot: 013787-45 Cold: 013788-45	Quarter-turn for Equip faucets



[013787-45](#) (shown) and [013788-45](#)

SABER Certified T&S Products

Faucets and Pre-Rinse Units are required to comply with the technical regulation for water efficiency tools under the SASO standards 2655 and 2656.

T&S Brass and Bronze Works Inc. received the corresponding certifications for the following list of products:



Part Number	Product Description	Spray Valve	Flow Rate	Add-On Faucet / Flow Rate	Wall Bracket
PRE-RINSE UNITS					
🔹 B-0113-B	EasyInstall Single Hole Base, 46 cm (18") Flex Lines	B-0107	4.35 L/min (1.15 GPM)	–	✓
🔹 B-0113-12V15-B	EasyInstall Single Hole Base, 46 cm (18") Flex Lines	B-0107		30 cm (12") 5.7 L/min (1.5 GPM)	✓
🔹 B-0123-12V15-B	EasyInstall Double Hole Deck Mount, 20 cm (8") Centers, 46 cm (18") Flex Lines	B-0107	2.46 L/min (0.65 l/min)	30 cm (12") 5.7 L/min (1.5 GPM)	✓
🔹 B-0123-12V15-BC	EasyInstall Double Hole Deck Mount, 20 cm (8") Centers, 46 cm (18") Flex Lines	B-0107-C		30 cm (12") 5.7 L/min (1.5 GPM)	✓
🔹 B-0133-12V15-B	EasyInstall Wall Mount 20 cm (8"), 46 cm (18") Flex Lines	B-0107	4.35 L/min (1.15 GPM)	30 cm (12") 5.7 L/min (1.5 GPM)	✓
🔹 B-0133-B	EasyInstall Wall Mount 20 cm (8"), 46 cm (18") Flex Lines	B-0107		–	✓
🔹 B-0114-01B-WH4	EasyInstall Single Hole Base, 46 cm (18") Flex Lines with Retractable Swivel Arm	B-0107		–	✓
5PR-2S00	Equip Single Hole Pre-Rinse, 46 cm (18") Flex Lines	5SV	4.35 L/min (1.15 GPM)	–	✓
5PR-2S12V15	Equip Single Hole Pre-Rinse, 46 cm (18") Flex Lines	5SV		30 cm (12") 5.7 L/min (1.5 GPM)	✓
Part Number	Product Description	Spout		Outlet / Flow Rate	
LOW FLOW ELECTRONIC SENSOR FAUCETS					
🔹 EC-3142-VF05	Low Flow ChekPoint Above-Deck Electronic Faucet	Contemporary Spout		Vandal-Resistant Spray Device	1.89 L/min (0.5 GPM)
Part Number	Product Description	Swing Nozzle / Swivel Gooseneck		Outlet / Flow Rate	
FAUCETS - PREP, PANTRY, SINK					
🔹 B-0221-V15	Deck Mount, 20 cm (8") Centers, ½" NPT Male Inlet	Swing Nozzle, 30 cm (12") (062X-V15)		Vandal-Resistant Aerator	5.7 L/min (1.5 GPM)
🔹 B-0226-V15	Deck Mount, 10 cm (4") Centers	Swing Nozzle, 25 cm (10") (061X-V15)			
🔹 B-0226-V15-WH4	Deck Mount, 10 cm (4") Centers, Eterna Cartridges, 10 cm (4") Wrist Handles	Swing Nozzle, 25 cm (10") (061X-V15)			
🔹 B-0231-V15	Wall Mount, 20 cm (8") Centers	Swing Nozzle, 30 cm (12") (062X-V15)			
🔹 5F-2SLX12V15	Equip Deck Mount, Single Hole Base	Swing Nozzle, 30 cm (12")			
🔹 5F-8DLX12V15	Equip Deck Mount, 20 cm (8") Centers	Swing Nozzle, 30 cm (12")			
BAR SINK / HAND SINK FAUCETS					
🔹 B-1141-2-V15-CR	Workboard Faucet, Deck Mount, 10 cm (4") Centers, Cerama Cartridges	Swivel Gooseneck, 11 cm (4 3/8") (179X-V15)		Vandal-Resistant Aerator	5.7 L/min (1.5 GPM)

A selection of our SABER Certified T&S Products



T&S's products meet the flow rates required by SABER / SASO:

- SABER / SASO required flow rate for Spray Valves and Faucets <6 L/min

💧 T&S flow rate / Pre-Rinse Units: 4.35 L/min

💧 T&S flow rate / Faucets: 5.7 L/min

- SABER / SASO required flow rate for Sensor Faucets <1.9 L/min

💧 T&S flow rate / Sensor Faucets: 1.89 L/min





internationalsales@tsbrass.com

www.tsbrass.com

📍 2 Saddleback Cove, Travelers Rest, SC 29690 U.S.A. ☎️ +1 864-834-4102



3/2024