



equip  
by 

equip

by 

Plumbing  
Products





## Plumbing Products

### Table of Contents

Electronic Faucets	3-4
Pre-Rinse Units	5-9
Low Profile Pre-Rinse Units	10
Faucets	11-20
Single Lever Faucet	21
Glass Fillers	21
Hose Reels	22-26
Accessories for all models	27-29
Index	30-31
Warranty and Certifications	32



**5EF-1D-DG Series  
Electronic Faucets**

- Single hole deck-mount sensor faucet
- Rigid gooseneck with 2.2 GPM/8.3 LPM vandal-resistant aerator
- AC or DC powered control module
- Temperature control mixing valve



5EF-1D-DG

**5EF-1D-WG Series  
Electronic Faucets**

- Single hole wall mount sensor faucet
- Rigid gooseneck with 2.2 GPM/8.3 LPM vandal-resistant aerator
- AC or DC powered control module
- Temperature control mixing valve



5EF-1D-WG

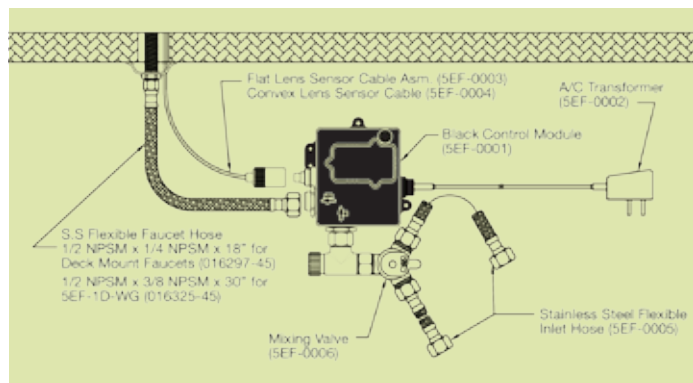
**Electronic Faucets Replacement Parts**

- **5EF-0001** Control module
- **5EF-0002** AC transformer
- **5EF-0003** Flat lens and sensor wire assembly
- **5EF-0004** Convex lens and sensor wire assembly
- **5EF-0005** Flexible supply hose for 3/8" compression stops
- **5EF-0006** Electronic faucet mixing valve
- **5EF-FILTER** Electronic faucet control module filter
- **5EF-TMV** Thermostatic mixing valve with 1/2" NPSM male fittings

MODEL	Wall or Deck Mount	Gooseneck	Aerator / GPM / LPM	Supply Nipple	Notes
<b>5EF-1D-DG Models</b>					
<b>5EF-1D-DG</b>	Deck	5-11/16" (144 mm) rigid	B-0199-06 VR 2.2 GPM/8.3 LPM	N	
<b>5EF-1D-DG-4DP</b>	Deck	5-11/16" (144 mm) rigid	B-0199-06 VR 2.2 GPM/8.3 LPM	N	4" (102 mm) c/c deckplate
<b>5EF-1D-DG-4DPWS</b>	Deck	5-11/16" (144 mm) rigid	B-0199-06-WS VR 1.5 GPM/5.7 LPM	N	4" (102 mm) c/c deckplate
<b>5EF-1D-DG-TMV</b>	Deck	5-11/16" (144 mm) rigid	B-0199-06 VR 2.2 GPM/8.3 LPM	N	Thermostatic mixing valve
<b>5EF-1D-DG-VF05</b>	Deck	5-11/16" (144 mm) rigid	B-0199-06-N05 VR 0.5 GPM/1.9 LPM	N	
<b>5EF-1D-DG-V5-HG</b>	Deck	5-11/16" (144 mm) rigid	B-0199-06-N05 VR 0.5 GPM/1.9 LPM	N	Low flow hydrogenerator
<b>5EF-1D-DG-V5THG</b>	Deck	5-11/16" (144 mm) rigid	B-0199-06-N05 VR 0.5 GPM/1.9 LPM	N	Thermostatic mixing valve; Low flow hydrogenerator
<b>5EF-1D-DG-WS</b>	Deck	5-11/16" (144 mm) rigid	B-0199-06-WS VR 1.5 GPM/1.9 LPM	N	

<b>5EF-1D-WG Models</b>					
<b>5EF-1D-WG</b>	Wall	6-3/8" (162 mm) rigid	B-0199-06 VR 2.2 GPM/8.3 LPM	N	Short el
<b>5EF-1D-WG-TMV</b>	Wall	6-3/8" (162 mm) rigid	B-0199-06 VR 2.2 GPM/8.3 LPM	N	Thermostatic mixing valve
<b>5EF-1D-WG-VF05</b>	Wall	6-3/8" (162 mm) rigid	B-0199-06-N05 VR 0.5 GPM/1.9 LPM	N	

**5EF-0001  
Control Module**





### 5EF-1D-DS Series Electronic Faucet

- Single hole deck mount sensor faucet
- Cast spout with 2.2 GPM/8.3 LPM vandal-resistant aerator
- AC or DC powered control module
- Temperature control mixing valve



5EF-1D-DS

MODEL	Wall or Deck Mount	Gooseneck	Aerator / GPM / LPM	Supply Nipple	Notes
<b>5EF-1D-DS Models</b>					
5EF-1D-DS	Deck	4-9/16" (116 mm) Cast spout	B-0199-09 VR 2.2 GPM/8.3 LPM	N	
5EF-1D-DS-4DP	Deck	4-9/16" (116 mm) Cast spout	B-0199-09 VR 2.2 GPM/8.3 LPM	N	4" c/c deckplate
5EF-1D-DS-TMV	Deck	4-9/16" (116 mm) Cast spout	B-0199-09 VR 2.2 GPM/8.3 LPM	N	Thermostatic mixing valve
5EF-1D-DS-V5-HG	Deck	4-9/16" (116 mm) Cast spout	B-0199-09-N05 VR 0.5 GPM/1.9 LPM	N	Low flow hydrogenerator
5EF-1D-DS-V5THG	Deck	4-9/16" (116 mm) Cast spout	B-0199-09-N05 VR 0.5 GPM/1.9 LPM	N	Thermostatic mixing valve; Low flow hydrogenerator
5EF-1D-DS-VF05	Deck	4-9/16" (116 mm) Cast spout	B-0199-09-N05 VR 0.5 GPM/1.9 LPM	N	



### 5EF-2D-DS Series Electronic Faucet

- 4" centerset deck mount sensor faucet
- Cast spout with 2.2 GPM/8.3 LPM vandal-resistant aerator
- AC or DC powered control module
- Temperature control mixing valve



5EF-2D-DS

MODEL	Wall or Deck Mount	Gooseneck	Aerator / GPM / LPM	Supply Nipple	Notes
<b>5EF-2D-DS Models</b>					
5EF-2D-DS	Deck	5-3/16" Cast spout	B-0199-09 VR 2.2 GPM/8.3 LPM	N	Short el
5EF-2D-DS-TMV	Deck	5-3/16" Cast spout	B-0199-09 VR 2.2 GPM/8.3 LPM	N	Thermostatic mixing valve
5EF-2D-DS-VF05	Deck	5-3/16" Cast spout	B-0199-09-N05 VR 0.5 GPM/1.9 GPM	N	
5EF-2D-DS-V5-HG	Deck	5-3/16" Cast spout	B-0199-09-N05 VR 0.5 GPM/1.9 GPM	N	Low flow hydrogenerator
5EF-2D-DS-V5THG	Deck	5-3/16" Cast spout	B-0199-09-N05 VR 0.5 GPM/1.9 GPM	N	Thermostatic mixing valve; Low flow hydrogenerator
5EF-2D-DS-WS	Deck	5-3/16" Cast spout	B-0199-09-WS VR 1.5 GPM/5.7 LPM	N	

#### Electronic Faucets Replacement Parts

- 5EF-0001 Control module
- 5EF-0002 AC transformer
- 5EF-0003 Flat lens and sensor wire assembly
- 5EF-0004 Convex lens and sensor wire assembly
- 5EF-0005 Flexible supply hose for 3/8" compression stops
- 5EF-0006 Electronic faucet mixing valve
- 5EF-FILTER Electronic faucet control module filter
- 5EF-TMV Thermostatic mixing valve with 1/2" NPSM male fittings




5EF-0001  
Control Module

See p. 3 for spec for 5EF-0001

### 4" Deck Mount Pre-Rinse Units

- 4" deck mount mixing faucet
- In-line check valves
- Quarter-turn ceramic cartridges with lever handles and color coded screws
- ½" NPT eccentric flanged female inlets
- 44" flex hose with overhead spring
- 5SV 1.15 GPM/4.35 LPM spray valve
- Includes 6" (152 mm) wall bracket

MODEL	Spray Valve GPM / LPM	Add-On Faucet	Nozzle Length / Outlet	Supply Nipples	Notes
<b>4" Deck Mount Faucet Models</b>					
5PR-4D00	5SV (1.15 GPM/ 4.35 LPM)	N	—	N	
5PR-4D08	5SV (1.15 GPM/ 4.35 LPM)	Y	8" (206 mm) with Laminar flow	N	
5PR-4D12	5SV (1.15 GPM/ 4.35 LPM)	Y	12" (305 mm) with Laminar flow	N	
5PR-4DLS00	5SV (1.15 GPM/ 4.35 LPM)	N	—	Y	Includes supply nipple kit B-0425-M
5PR-4DLS08	5SV (1.15 GPM/ 4.35 LPM)	Y	8" (206 mm) with Laminar flow	Y	Includes supply nipple kit B-0425-M



2019 DOE Compliant equip Spray Face

2019 DOE Compliant

### Single Hole Deck Mount Pre-Rinse Units

- Single hole deck mount mixing faucet
- 1/2" BSPP in-line check valves
- Quarter-turn ceramic cartridges with lever handles and color coded screws
- 18" (457 mm) flexible supply hoses
- 44" (1118 mm) flex hose with overhead spring
- 5SV 1.15 GPM/4.35 LPM spray valve
- Includes 6" (152 mm) wall bracket




5PR-2S00



5PR-2S12

MODEL	Spray Valve GPM/LPM	Add-On Faucet	Nozzle Length/Outlet	Supply Nipples	Notes
<b>Single Hole Dual Temp Models</b>					
5PR-2S00	5SV (1.15 GPM/4.35 LPM)	N	—	N	
5PR-2S00-12WB	5SV (1.15 GPM/4.35 LPM)	N	—	N	12" (305 mm) Wall Bracket
5PR-2S00-C	5SV-C (1.2 GPM/4.54 LPM)	N	—	N	
5PR-2S06	5SV (1.15 GPM/4.35 LPM)	Y	6" (152 mm) with Laminar flow	N	
5PR-2S08	5SV (1.15 GPM/4.35 LPM)	Y	8" (206 mm) with Laminar flow	N	
5PR-2S10	5SV (1.15 GPM/4.35 LPM)	Y	10" (254 mm) with Laminar flow	N	
5PR-2S12	5SV (1.15 GPM/4.35 LPM)	Y	12" (305 mm) with Laminar flow	N	
5PR-2S12-C	5SV-C (1.2 GPM/4.54 LPM)	Y	12" (305 mm) with Laminar flow	N	
5PR-2S12-12WB	5SV (1.15 GPM/4.35 LPM)	Y	12" (305 mm) with Laminar flow	N	12" (305 mm) Wall Bracket
5PR-2S14	5SV (1.15 GPM/4.35 LPM)	Y	14" (356 mm) with Laminar flow	N	



2019 DOE Compliant equip Spray Face

2019 DOE Compliant

### 8" Wall Mount Pre-Rinse Units

- 8" (206 mm) wall mount mixing faucet
- In-line check valves
- ½" NPT female inlets
- Quarter-turn ceramic cartridges with lever handles and color coded screws
- 44" (1118 mm) flex hose with overhead spring
- 5SV 1.15 GPM / 4.35 LPM spray valve
- Includes 6" (152 mm) wall bracket




5PR-8W00



5PR-8W12

MODEL	Spray Valve GPM/LPM	Add-On Faucet	Nozzle Length / Outlet	Supply Nipples	Notes
<b>8" Wall Mount Pre-Rinse Models</b>					
5PR-8W00	5SV (1.15 GPM/ 4.35 LPM)	N	—	N	
5PR-8W06	5SV (1.15 GPM/ 4.35 LPM)	Y	6" (152 mm) with Laminar flow	N	
5PR-8W08	5SV (1.15 GPM/ 4.35 LPM)	Y	8" (206 mm) with Laminar flow	N	
5PR-8W10	5SV (1.15 GPM/ 4.35 LPM)	Y	10" (254 mm) with Laminar flow	N	
5PR-8W12	5SV (1.15 GPM/ 4.35 LPM)	Y	12" (305 mm) with Laminar flow	N	
5PR-8W12-C	5SV-C (1.2 GPM/ 4.5 LPM)	Y	12" (305 mm) with Laminar flow	N	
5PR-8W14	5SV (1.15 GPM/ 4.35 LPM)	Y	14" (356 mm) with Laminar flow	N	
5PR-8W14-C	5SV-C (1.2 GPM/ 4.5 LPM)	Y	14" (356 mm) with Laminar flow	N	
5PR-8W18	5SV (1.15 GPM/ 4.35 LPM)	Y	18" (457 mm) with Laminar flow	N	



2019 DOE Compliant equip Spray Face

2019 DOE Compliant



### 8" Deck Mount Pre-Rinse Units

- 8" (206 mm) deck mount mixing faucet
- In-line check valves
- Quarter-turn ceramic cartridges with lever handles and color coded screws
- ½" NPT female inlets
- 44" (1118 mm) flex hose with overhead spring
- 5SV 1.15 GPM / 4.35 LPM spray valve
- Includes 6" (152 mm) wall bracket

Note: ½" NPT supply nipple kit (B-0425-M) sold separately


MODEL	Spray Valve GPM/LPM	Add-On Faucet	Nozzle Length / Outlet	Supply Nipples	Notes
<b>8" Deck Mount Pre-Rinse Models</b>					
5PR-8D00	5SV (1.15 GPM/4.35 LPM)	N	—	N	
5PR-8D06	5SV (1.15 GPM/4.35 LPM)	Y	6" (152 mm) with Laminar flow	N	
5PR-8D08	5SV (1.15 GPM/4.35 LPM)	Y	8" (206 mm) with Laminar flow	N	
5PR-8D10	5SV (1.15 GPM/4.35 LPM)	Y	10" (254 mm) with Laminar flow	N	
5PR-8D12	5SV (1.15 GPM/4.35 LPM)	Y	12" (305 mm) with Laminar flow	N	
5PR-8D14	5SV (1.15 GPM/4.35 LPM)	Y	14" (356 mm) with Laminar flow	N	



5PR-8D00



5PR-8D12



2019 DOE Compliant equip Spray Face

2019 DOE Compliant



### Single Supply Deck Mount Pre-Rinse Units

- Single hole, single temperature deck mount faucet
- Quarter-turn ceramic cartridge with lever handle and color coded screw
- ½" NPSM female inlet
- 44" (1118 mm) flex hose with overhead spring
- 5SV 1.15 GPM / 4.35 LPM spray valve
- Includes 6" (152 mm) wall bracket




5PR-1S00



5PR-1S12

MODEL	Spray Valve GPM/LPM	Add-On Faucet	Nozzle Length/Outlet	Supply Nipples	Notes
<b>Single Hole Single Temp Pre-Rinse Models</b>					
5PR-1S00	5SV (1.15 GPM/ 4.35 LPM)	N	—	N	
5PR-1S06	5SV (1.15 GPM/ 4.35 LPM)	Y	6" (152 mm) with Laminar flow	N	
5PR-1S08	5SV (1.15 GPM/ 4.35 LPM)	Y	8" (206 mm) with Laminar flow	N	
5PR-1S10	5SV (1.15 GPM/ 4.35 LPM)	Y	10" (254 mm) with Laminar flow	N	
5PR-1S12	5SV (1.15 GPM/ 4.35 LPM)	Y	12" (305 mm) with Laminar flow	N	
5PR-1S14	5SV (1.15 GPM/ 4.35 LPM)	Y	14" (356 mm) with Laminar flow	N	
5PR-1S18	5SV (1.15 GPM/ 4.35 LPM)	Y	18" (457 mm) with Laminar flow	N	



2019 DOE Compliant equip Spray Face

2019 DOE Compliant


### Single Hole Low Profile Pre-Rinse Units

- Single hole deck mount mixing faucet
- ½" BSPP In-line check valves
- Quarter-turn ceramic cartridges with lever handles and color coded screws
- Add-on faucet with swing nozzle
- 18" (457 mm) flexible supply hoses
- 24" (610 mm) flex hose with compact overhead spring
- 5SV 1.15 GPM / 4.35 LPM spray valve
- Includes 6" (152 mm) wall bracket



5MPH-2DLN-08

MODEL	Spray Valve GPM/LPM	Add-On Faucet	Nozzle Length / Outlet	Supply Nipples	Notes
<b>Single Hole Deck Mount Low Profile Pre-Rinse Models</b>					
5MPH-2SLN-06	5SV (1.15 GPM/ 4.35 LPM)	Y	6" (152 mm) with Laminar flow	N	
5MPH-2SLN-08	5SV (1.15 GPM/ 4.35 LPM)	Y	8" (206 mm) with Laminar flow	N	
<b>8" Wall Mount Low Profile Pre-Rinse Models</b>					
5MPH-8WLN-06	5SV (1.15 GPM/ 4.35 LPM)	Y	6" (152 mm) with Laminar flow	N	
5MPH-8WLN-08	5SV (1.15 GPM/ 4.35 LPM)	Y	8" (206 mm) with Laminar flow	N	



2019 DOE Compliant equip Spray Face

2019 DOE Compliant

### 8" Wall Mount Low Profile Pre-Rinse Units

- 8" (206 mm) wall mount mixing faucet
- In-line check valves
- Quarter-turn ceramic cartridges with lever handles and color coded screws
- Add-on faucet with swing nozzle
- 24" (610 mm) flex hose with compact overhead spring
- 5SV 1.15 GPM / 4.35 LPM spray valve
- Includes 6" (152 mm) wall bracket



5MPH-8WLN-06

### Single Supply Deck Mount Faucets

- Single hole, single temperature deck mount faucet
- Converts to rigid from swivel with included lock washer (014200-45)
- Quarter-turn ceramic cartridge with lever handle and color coded screw
- ½" NPSM male inlet



MODEL	Swing Nozzle/ Goosneck	Aerator GPM / LPM	Supply Nipple	Notes
<b>Single Supply Deck Mount Faucet Models</b>				
5F-1SLX00	–	–	N	Less swing nozzle
5F-1SLX03	3" (76 mm) Rigid goosneck	Laminar flow	N	
5F-1SLX05	5-1/2" (141 mm) Rigid/Swivel goosneck	Laminar flow	N	See photo, left
5F-1SLX05A	5-1/2" (141 mm) Rigid/Swivel goosneck	2.2 GPM/ 8.3 LPM Aerator	N	
5F-1SLX05CA	5-7/8" (149 mm) Rigid/Swivel goosneck	2.2 GPM/ 8.3 LPM Aerator	N	
5F-1SLX06	6" (152 mm) Swing nozzle	Laminar flow	N	
5F-1SLX08	8" (206 mm) Swing nozzle	Laminar flow	N	
5F-1SLX08A	8" (206 mm) Swing nozzle	2.2 GPM/ 8.3 LPM Aerator	N	
5F-1SLX10	8" (206 mm) Swing nozzle	Laminar flow	N	
5F-1SLX10A	10" (254 mm) Swing nozzle	2.2 GPM/ 8.3 LPM Aerator	N	
5F-1SLX12	12" (305 mm) Swing nozzle	Laminar flow	N	See photo, left
5F-1SLX12A	12" (305 mm) Swing nozzle	2.2 GPM/ 8.3 LPM Aerator	N	
5F-1SLX14	14" (356 mm) Swing nozzle	Laminar flow	N	
5F-1SLX18	18" (457 mm) Swing nozzle	Laminar flow	N	

Certified to NSF/ANSI 61/9

### Single Supply Wall Mount Faucets

- Single hole, single temperature wall mount faucet
- 5-9/16" (142 mm) swivel goosneck with laminar flow device
- Quarter-turn ceramic cartridge with lever handle and color coded screw
- ½" NPT female inlet

Note: Converts to rigid from swivel with lock washer (014200-45) sold separately



MODEL	Swing Nozzle/ Goosneck	Aerator/GPM	Supply Nipple	Notes
<b>Single Supply Wall Mount Faucet Models</b>				
5F-1WLX05	5-9/16" (142 mm) Rigid/Swivel goosneck	Laminar flow	N	See photo, left
5F-1WLX00	–	–	N	Less nozzle

Certified to NSF/ANSI 61/9

### 4" Deck Mount Workboard Faucets

- 4" (102 mm) deck mount mixing faucet
- Quarter-turn ceramic cartridges with lever handles with color coded screws

Note: Converts to rigid with (014200-45) lock washer (sold separately)



MODEL	Swing Nozzle/ Goosneck	Aerator GPM / LPM	Supply Nipple	Notes
<b>4" Deck Mount Workboard Faucet Models</b>				
5F-4CLX00	—	—	N	Less swing nozzle
5F-4CLX03A	3" (76 mm) Swivel goosneck	2.2 GPM/8.3 LPM Aerator	N	
5F-4CLX05	5-1/2" (141 mm) Swivel goosneck	Laminar flow	N	See photo, left
5F-4CLX06	6" (152 mm) Swivel goosneck	Laminar flow	N	
5F-4CLX08	8" (206 mm) Swing nozzle	Laminar flow	N	
5F-4CLX10	10" (254 mm) Swing nozzle	Laminar flow	N	
5F-4CLX12	12" (305 mm) Swing nozzle	Laminar flow	N	See photo, left

Certified to NSF/ANSI 61/9

### 4" Deck Mount Workboard Faucets

- 4" (102 mm) deck mount mixing faucet
- Quarter-turn ceramic cartridges with 4" (102 mm) wrist- action handles and color coded screws

Note: Converts to rigid with (014200-45) lock washer (sold separately)



MODEL	Swing Nozzle/ Goosneck	Aerator/GPM	Supply Nipple	Notes
<b>4" Deck Mount Workboard Faucets with Wrist-Action Handles</b>				
5F-4CWX00	—	—	N	Less swing nozzle
5F-4CWX03A	3" (76 mm) Swivel goosneck	2.2 GPM/ 8.3 LPM Aerator	N	See photo, left
5F-4CWX05	5-1/2" (141 mm) Swivel goosneck	Laminar flow	N	
5F-4CWX05A	5-1/2" Swivel goosneck	2.2 GPM/ 8.3 LPM Aerator	N	
5F-4CWX06	6" (152 mm) Swivel goosneck	Laminar flow	N	
5F-4CWX08	8" (206 mm) Swing nozzle	Laminar flow	N	
5F-4CWX10	10" (254 mm) Swing nozzle	Laminar flow	N	
5F-4CWX12	12" (305 mm) Swing nozzle	Laminar flow	N	See photo, left

Certified to NSF/ANSI 61/9

### 4" Deck Mount Faucets

- 4" (102 mm) deck mount mixing faucet
- Ceramic cartridges with lever handles with color coded screws
- ½" NPT female inlets

Note: Converts to rigid with (014200-45) lock washer (sold separately)



5F-4DLX12



5F-4DLX05



B-0425-M



MODEL	Swing Nozzle/ Gooseneck	Aerator GPM / LPM	Supply Nipple	Notes
<b>4" Deck Mount Faucet Models</b>				
5F-4DLX00	—	—	N	Less swing nozzle
5F-4DLX03	3" (76 mm) Rigid gooseneck	Laminar flow	N	
5F-4DLX05	5-1/2" (141 mm) Swivel gooseneck	Laminar flow	N	See photo, left
5F-4DLX06	6" (152 mm) Swing nozzle	Laminar flow	N	
5F-4DLX08	8" (206 mm) Swing nozzle	Laminar flow	N	
5F-4DLX10	10" (254 mm) Swing nozzle	Laminar flow	N	
5F-4DLX12	12" (305 mm) Swing nozzle	Laminar flow	N	See photo, left
5F-4DLX14	14" (356 mm) Swing nozzle	Laminar flow	N	
<b>4" Deck Mount Faucets with Inlet Supply Kits</b>				
5F-4DLS00	—	—	Y	Less swing nozzle
5F-4DLS03	3" (76 mm) Rigid gooseneck	Laminar flow	Y	Includes inlet supply kit (B-0425-M)
5F-4DLS05	5-1/2" (141 mm) Swivel gooseneck	Laminar flow	Y	Includes inlet supply kit (B-0425-M)
5F-4DLS05A	5-1/2" (141 mm) Swivel gooseneck	2.2 GPM/ 8.3 LPM Aerator	Y	Includes inlet supply kit (B-0425-M)
5F-4DLS05CA	5-7/8" (149 mm) Swivel gooseneck	2.2 GPM/ 8.3 LPM Aerator	Y	Includes inlet supply kit (B-0425-M)
5F-4DLS06	6" (152 mm) Swing nozzle	Laminar flow	Y	Includes inlet supply kit (B-0425-M)
5F-4DLS08	8" (206 mm) Swing nozzle	Laminar flow	Y	Includes inlet supply kit (B-0425-M)
5F-4DLS08A	8" (206 mm) Swing nozzle	2.2 GPM/ 8.3 LPM Aerator	Y	Includes inlet supply kit (B-0425-M)
5F-4DLS09	9" (229 mm) Swivel gooseneck	Laminar flow	Y	Includes inlet supply kit (B-0425-M)
5F-4DLS10	10" (254 mm) Swing nozzle	Laminar flow	Y	Includes inlet supply kit (B-0425-M)
5F-4DLS10A	10" (254 mm) Swing nozzle	2.2 GPM/ 8.3 LPM Aerator	Y	Includes inlet supply kit (B-0425-M)
5F-4DLS12	12" (305 mm) Swing nozzle	Laminar flow	Y	Includes inlet supply kit (B-0425-M)
5F-4DLS12A	12" (305 mm) Swing nozzle	2.2 GPM/ 8.3 LPM Aerator	Y	Includes inlet supply kit (B-0425-M)
5F-4DLS14	14" (356 mm) Swing nozzle	Laminar flow	Y	Includes inlet supply kit (B-0425-M)

Certified to NSF/ANSI 61/9

### 4" Deck Mount Faucets with Wrist-Action Handles

- 4" (102 mm) deck mount mixing faucet
- Quarter-turn ceramic cartridges with 4" (102 mm) wrist-action handles and color coded screws

Note: Converts to rigid with (014200-45) lock washer (sold separately)



5F-4DWX12



B-0425-M



5F-4DWS09



MODEL	Swing Nozzle/ Goosneck	Aerator GPM / LPM	Supply Nipple	Notes
<b>4" Deck Mount Faucets with Wrist-Action Handles</b>				
5F-4DWX00	—	—	N	Less swing nozzle
5F-4DWX08	8" (206 mm) Swing nozzle	Laminar flow	N	
5F-4DWX10	10" (254 mm) Swing nozzle	Laminar flow	N	
5F-4DWX12	12" (305 mm) Swing nozzle	Laminar flow	N	See photo, left
<b>4" Deck Mount Faucets with Wrist-Action Handles and Inlet Supply Kits</b>				
5F-4DWS00	—	—	Y	Less swing nozzle; includes supply kit (B-0425-M)
5F-4DWS03	3" (76 mm) Rigid gooseneck	Laminar flow	Y	Includes supply kit (B-0425-M)
5F-4DWS05	5-1/2" (141 mm) Swivel gooseneck	Laminar flow	Y	Includes supply kit (B-0425-M)
5F-4DWS06	6" (152 mm) Swing nozzle	Laminar flow	Y	Includes supply kit (B-0425-M)
5F-4DWS08	8" (206 mm) Swing nozzle	Laminar flow	Y	Includes supply kit (B-0425-M)
5F-4DWS09	9" (229 mm) Swivel gooseneck	Laminar flow	Y	Includes supply kit (B-0425-M)
5F-4DWS10	10" (254 mm) Swing nozzle	Laminar flow	Y	Includes supply kit (B-0425-M)
5F-4DWS12	12" (305 mm) Swing nozzle	Laminar flow	Y	Includes supply kit (B-0425-M)
5F-4DWS14	14" (356 mm) Swing nozzle	Laminar flow	Y	Includes supply kit (B-0425-M)

Certified to NSF/ANSI 61/9



### Single Hole Deck Mount Faucets

- Single hole deck mount faucet
- Ceramic cartridge with lever handles with color coded screws
- 18" (457 mm) flexible supply hoses with compression fittings for 5/8" O.D. copper tubing
- Remove compression nut for 1/2" NPSM male inlet

Note: Converts to rigid with (014200-45) lock washer (sold separately)



MODEL	Swing Nozzle/ Gooseneck	Aerator GPM / LPM	Notes
<b>Single Hole Deck Mount Faucet Models</b>			
5F-2SLX00	—	—	Less swing nozzle
5F-2SLX03	3" (76 mm) Rigid gooseneck	Laminar flow	
5F-2SLX05	5-1/2" (141 mm) Swivel gooseneck	Laminar flow	See photo, left
5F-2SLX05A	5-1/2" (141 mm) Swivel gooseneck	2.2 GPM/ 8.3 LPM Aerator	
5F-2SLX05CA	5-7/8" (149 mm) Swivel gooseneck	2.2 GPM/ 8.3 LPM Aerator	
5F-2SLX06	6" (152 mm) Swing nozzle	Laminar flow	
5F-2SLX08	8" (206 mm) Swing nozzle	Laminar flow	
5F-2SLX08A	8" (206 mm) Swing nozzle	2.2 GPM/ 8.3 LPM Aerator	
5F-2SLX10	10" (254 mm) Swing nozzle	Laminar flow	
5F-2SLX10A	10" (254 mm) Swing nozzle	2.2 GPM/ 8.3 LPM Aerator	
5F-2SLX12	12" (305 mm) Swing nozzle	Laminar flow	See photo, left
5F-2SLX12A	12" (305 mm) Swing nozzle	2.2 GPM/ 8.3 LPM Aerator	
5F-2SLX14	14" (356 mm) Swing nozzle	Laminar flow	
5F-2SLX18	18" (457 mm) Swing nozzle	Laminar flow	

Certified to NSF/ANSI 61/9






### 4" Wall Mount Workboard Faucets

- 4" (102 mm) wall mount mixing faucet
- Quarter-turn ceramic cartridges with lever handles and color coded screws
- ½" NPT male inlets

Note: Converts to rigid with (014200-45) lock washer (sold separately)



5F-4WLX12



5F-4WLX03

MODEL	Swing Nozzle/ Gooseneck	Aerator GPM / LPM	Supply Nipple	Notes
<b>4" Deck Mount Workboard Faucet Models</b>				
5F-4WLX00	—	—	N	Less swing nozzle
5F-4WLX03	3" (76 mm) Swivel gooseneck	Laminar flow	N	See photo, left
5F-4WLX03-VF05	3" (76 mm) Swivel gooseneck	0.5 GPM/1.9 LPM VR Non-aerated outlet device	N	
5F-4WLX05	5-1/2" (141 mm) Swivel gooseneck	Laminar flow	N	
5F-4WLX06	6" (152 mm) Swing nozzle	Laminar flow	N	
5F-4WLX08	8" (206 mm) Swing nozzle	Laminar flow	N	
5F-4WLX10	10" (254 mm) Swing nozzle	Laminar flow	N	
5F-4WLX12	12" (305 mm) Swing nozzle	Laminar flow	N	See photo, left

Certified to NSF/ANSI 61/9

### 4" Wall Mount Workboard Faucets with Wrist-Action Handles

- 4" (102 mm) wall mount mixing faucet
- Quarter-turn ceramic cartridges with wrist-action handles and color coded screws
- ½" NPT male inlets

Note: Converts to rigid with (014200-45) lock washer (sold separately)



5F-4WWX05



5F-4WWX03



MODEL	Swing Nozzle/ Gooseneck	Aerator GPM / LPM	Supply Nipple	Notes
<b>4" Deck Mount Workboard Faucets with Wrist-Action Handles</b>				
5F-4WWX00	—	—	N	Less swing nozzle
5F-4WWX03	3" (76 mm) Swivel gooseneck	Laminar flow	N	See photo, left
5F-4WWX05	5-1/2" (141 mm) Swivel gooseneck	Laminar flow	N	See photo, left
5F-4WWX06	6" (152 mm) Swing nozzle	Laminar flow	N	
5F-4WWX08	8" (206 mm) Swing nozzle	Laminar flow	N	
5F-4WWX10	10" (254 mm) Swing nozzle	Laminar flow	N	
5F-4WWX12	12" (305 mm) Swing nozzle	Laminar flow	N	

Certified to NSF/ANSI 61/9


### 8" Wall Mount Faucets

- 8" (206 mm) wall mount mixing faucet
- Quarter-turn ceramic cartridges with lever handles with color coded screws
- 1/2" NPT female inlets

Note: Converts to rigid with (014200-45) lock washer (sold separately)



5F-8WLX12



B-0230-K



5F-8WLX05



MODEL	Swing Nozzle/Goosneck	Aerator GPM / LPM	Supply Nipple	Notes
<b>8" Wall Mount Faucet Models</b>				
5F-8WLX00	—	—	N	Less swing nozzle
5F-8WLX00-EE	—	—	N	Less swing nozzle; 00EE inlets
5F-8WLX03	3" (76 mm) Rigid gooseneck	Laminar flow	N	
5F-8WLX05	5-1/2" (141 mm) Swivel gooseneck	Laminar flow	N	See photo, left
5F-8WLX06	6" (152 mm) Swing nozzle	Laminar flow	N	
5F-8WLX08	8" (206 mm) Swing nozzle	Laminar flow	N	
5F-8WLX10	10" (254 mm) Swing nozzle	Laminar flow	N	
5F-8WLX12	12" (305 mm) Swing nozzle	Laminar flow	N	See photo, left
5F-8WLX14	14" (356 mm) Swing nozzle	Laminar flow	N	
5F-8WLX16	16" (406 mm) Swing nozzle	Laminar flow	N	
5F-8WLX18	18" (457 mm) Swing nozzle	Laminar flow	N	
<b>8" (206 mm) Wall Mount Faucets with Supply Elbow Kit</b>				
5F-8WLS00	—	—	Y	Less swing nozzle; includes supply elbow kit (B-0230-K)
5F-8WLS06	6" (152 mm) Swing nozzle	Laminar flow	Y	Includes supply elbow kit (B-0230-K)
5F-8WLS10	10" (254 mm) Swing nozzle	Laminar flow	Y	Includes supply elbow kit (B-0230-K)
5F-8WLS12	12" Swing nozzle	Laminar flow	Y	Includes supply elbow kit (B-0230-K)

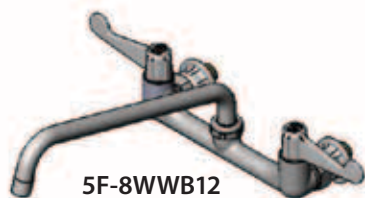
Certified to NSF/ANSI 61/9

### 8" Wall Mount Faucets

- 8" (206 mm) wall mount mixing faucet
- 1/2" BSPP male inlets
- Swivel gooseneck or swing nozzle with laminar flow device
- Quarter-turn ceramic cartridge with lever handle and color coded screw



5F-8WLB12



5F-8WWB12



MODEL	Swing Nozzle/Goosneck	Aerator GPM / LPM	1/2" BSPP Male Supply Nipple	Notes
<b>8" Wall Mount Faucets with 1/2" BSPP Male Inlets</b>				
5F-8WLB00	—	—	Y	
5F-8WLB05	5" (141 mm) Swivel gooseneck	Laminar flow	Y	
5F-8WLB06	6" (152 mm) Swing nozzle	Laminar flow	Y	
5F-8WLB12	12" (305 mm) Swing nozzle	Laminar flow	Y	See illus., right
5F-8WWB00	—	—	Y	Wrist action handle
5F-8WWB05	5" (141 mm) Swivel gooseneck	Laminar flow	Y	Wrist action handle
5F-8WWB06	6" (152 mm) Swing nozzle	Laminar flow	Y	Wrist action handle
5F-8WWB08	8" (206 mm) Swing nozzle	Laminar flow	Y	Wrist action handle
5F-8WWB12	12" (305 mm) Swing nozzle	Laminar flow	Y	Wrist action handle

Certified to NSF/ANSI 61/9


### 8" Wall Mount Faucets

- 8" (206 mm) wall mount mixing faucet
- Ceramic cartridges with 4" (102 mm) wrist-action handles with color coded screws
- ½" NPT female inlets

Note: Converts to rigid with (014200-45) lock washer (sold separately)



5F-8WWX00



B-0230-K



5F-8WWS12

### 8" Deck Mount Workboard Faucets

- 8" (206 mm) deck mount mixing faucet
- Ceramic cartridges with lever handles with color coded screws
- ½" NPT eccentric flanged female inlets
- ½" NPT male elbow kit (B-0230-K) sold separately

Note: Converts to rigid with (014200-45) lock washer (sold separately)



5F-8CLX08

### 8" Deck Mount Workboard Faucets with Wrist-Action Handles

- 8" (206 mm) deck mount mixing faucet
- Ceramic cartridges with 4" wrist-action handles with color coded screws
- ½" NPT eccentric flanged female inlets
- ½" NPT male elbow kit (B-0230-K) sold separately

Note: Converts to rigid with (014200-45) lock washer (sold separately)



5F-8CWX12



MODEL	Swing Nozzle / Goosneck	Aerator GPM / LPM	Supply Nipple	Notes
<b>8" Wall Mount Faucets with Wrist-Action Handles</b>				
5F-8WWX00	—	—	N	Less swing nozzle
<b>8" Wall Mount Faucets with Supply Elbow Kits</b>				
5F-8WWS06	6" (152 mm) Swing nozzle	Laminar flow	Y	Includes supply elbow kit (B-0230-K)
5F-8WWS12	12" (305 mm) Swing nozzle	Laminar flow	Y	Includes supply elbow kit (B-0230-K)

Certified to NSF/ANSI 61/9



MODEL	Swing Nozzle / Goosneck	Aerator GPM / LPM	Supply Nipple	Notes
<b>8" Deck Mount Workboard Faucet Models</b>				
5F-8CLX00	—	—	N	Less swing nozzle
5F-8CLX05	5-1/2" (141 mm) Swivel goosneck	Laminar flow	N	
5F-8CLX06	6" (152 mm) Swing nozzle	Laminar flow	N	
5F-8CLX08	8" (206 mm) Swing nozzle	Laminar flow	N	See photo, left
5F-8CLX10	10" (254 mm) Swing nozzle	Laminar flow	N	
5F-8CLX12	12" (305 mm) Swing nozzle	Laminar flow	N	

Certified to NSF/ANSI 61/9



MODEL	Swing Nozzle / Goosneck	Aerator GPM / LPM	Supply Nipple	Notes
<b>8" Deck Mount Workboard Faucet Models with Wrist-Action Handles</b>				
5F-8CWX00	—	—	N	Less swing nozzle
5F-8CWX05	5-1/2" (141 mm) Swivel goosneck	Laminar flow	N	
5F-8CWX06	6" (152 mm) Swing nozzle	Laminar flow	N	
5F-8CWX08	8" (206 mm) Swing nozzle	Laminar flow	N	
5F-8CWX10	10" (254 mm) Swing nozzle	Laminar flow	N	
5F-8CWX12	12" (305 mm) Swing nozzle	Laminar flow	N	See photo, below

Certified to NSF/ANSI 61/9

### 8" Deck Mount Faucets

- 8" (206 mm) deck mount mixing faucet
- Quarter-turn ceramic cartridges with lever handles with color coded screws
- 1/2" NPT female inlets

Note: Convert to rigid from swivel with lock washer (014200-45) sold separately



5F-8DLX12



5F-8DLX05



B-0425-M



MODEL	Swing Nozzle / Goosneck	Aerator GPM / LPM	Supply Nipple	Notes
<b>8" Deck Mount Faucet Models</b>				
5F-8DLX00	—	—	N	Less swing nozzle
5F-8DLX03	3" (76 mm) Rigid goosneck	Laminar flow	N	
5F-8DLX05	5-1/2" (141 mm) Swivel goosneck	Laminar flow	N	See photo, left
5F-8DLX06	6" (152 mm) Swing nozzle	Laminar flow	N	
5F-8DLX08	8" (206 mm) Swing nozzle	Laminar flow	N	
5F-8DLX10	10" (254 mm) Swing nozzle	Laminar flow	N	
5F-8DLX12	12" (305 mm) Swing nozzle	Laminar flow	N	See photo, left
5F-8DLX14	14" (354 mm) Swing nozzle	Laminar flow	N	
5F-8DLX16	16" (406 mm) Swing nozzle	Laminar flow	N	
5F-8DLX18	18" (457 mm) Swing nozzle	Laminar flow	N	
<b>8" Deck Mount Faucets with Inlet Supply Kits</b>				
5F-8DLS00	—	—	Y	Less swing nozzle; includes supply kit (B-0425-M)
5F-8DLS03	3" (76 mm) Rigid goosneck	Laminar flow	Y	Includes supply kit (B-0425-M)
5F-8DLS05	5-1/2" (141 mm) Swivel goosneck	Laminar flow	Y	Includes supply kit (B-0425-M)
5F-8DLS05A	5-1/2" (141 mm) Swivel goosneck	2.2 GPM/ 8.3 LPM Aerator	Y	Includes supply kit (B-0425-M)
5F-8DLS05CA	5-7/8" (149 mm) Swivel goosneck	2.2 GPM/ 8.3 LPM Aerator	Y	Includes supply kit (B-0425-M)
5F-8DLS06	6" (152 mm) Swing nozzle	Laminar flow	Y	Includes supply kit (B-0425-M)
5F-8DLS08	8" (203 mm) Swing nozzle	Laminar flow	Y	Includes supply kit (B-0425-M)
5F-8DLS08A	8" (203 mm) Swing nozzle	2.2 GPM/ 8.3 LPM Aerator	Y	Includes supply kit (B-0425-M)
5F-8DLS09	9" (229 mm) Swivel goosneck	Laminar flow	Y	Includes supply kit (B-0425-M)
5F-8DLS10	10" (254 mm) Swing nozzle	Laminar flow	Y	Includes supply kit (B-0425-M)
5F-8DLS10A	10" (254 mm) Swing nozzle	2.2 GPM/ 8.3 LPM Aerator	Y	Includes supply kit (B-0425-M)
5F-8DLS12	12" (305 mm) Swing nozzle	Laminar flow	Y	Includes supply kit (B-0425-M)
5F-8DLS12A	12" (305 mm) Swing nozzle	2.2 GPM/ 8.3 LPM Aerator	Y	Includes supply kit (B-0425-M)
5F-8DLS14	14" (356 mm) Swing nozzle	Laminar flow	Y	Includes supply kit (B-0425-M)

Certified to NSF/ANSI 61/9

### 8" Deck Mount Faucets

- 8" (203 mm) deck mount mixing faucet
- Quarter-turn ceramic cartridges with 4" (102 mm) wrist-action handles with color coded screws
- ½" NPT female inlets

Note: Convert to rigid from swivel with lock washer (014200-45) sold separately



5F-8DWX12



B-0425-M

MODEL	Swing Nozzle / Goosneck	Aerator GPM / LPM	Supply Nipple	Notes
<b>8" Deck Mount Faucets with Wrist-Action Handles</b>				
5F-8DWX00	–	–	N	Less swing nozzle
5F-8DWX08	8" (206 mm) Swing nozzle	Laminar flow	N	
5F-8DWX10	10" (254 mm) Swing nozzle	Laminar flow	N	
5F-8DWX12	12" (305 mm) Swing nozzle	Laminar flow	N	See photo, left
<b>8" Deck Mount Faucets with Wrist-Action Handles and Inlet Supply Kits</b>				
5F-8DWS00	–	–	Y	Less swing nozzle
5F-8DWS03	3" (76 mm) Rigid goosneck	Laminar flow	Y	Includes supply kit (B-0425-M)
5F-8DWS05	5-1/2" (141 mm) Swivel goosneck	Laminar flow	Y	Includes supply kit (B-0425-M)
5F-8DWS05A	5-1/2" (141 mm) Swivel goosneck	2.2 GPM/ 8.3 LPM Aerator	Y	Includes supply kit (B-0425-M)
5F-8DWS05CA	5-7/8" (149 mm) Swivel goosneck	2.2 GPM/ 8.3 LPM Aerator	Y	Includes supply kit (B-0425-M)
5F-8DWS06	6" (152 mm) Swing nozzle	Laminar flow	Y	Includes supply kit (B-0425-M)
5F-8DWS08	8" (206 mm) Swing nozzle	Laminar flow	Y	Includes supply kit (B-0425-M)
5F-8DWS08A	8" (206 mm) Swing nozzle	2.2 GPM/ 8.3 LPM Aerator	Y	Includes supply kit (B-0425-M)
5F-8DWS09	9" (229 mm) Swivel goosneck	Laminar flow	Y	Includes supply kit (B-0425-M)
5F-8DWS10	10" (254 mm) Swing nozzle	Laminar flow	Y	Includes supply kit (B-0425-M)
5F-8DWS10A	10" (254 mm) Swing nozzle	2.2 GPM/ 8.3 LPM Aerator	Y	Includes supply kit (B-0425-M)
5F-8DWS12	12" (305 mm) Swing nozzle	Laminar flow	Y	Includes supply kit (B-0425-M)
5F-8DWS12A	12" (305 mm) Swing nozzle	2.2 GPM/ 8.3 LPM Aerator	Y	Includes supply kit (B-0425-M)
5F-8DWS14	14" (356 mm) Swing nozzle	Laminar flow	Y	Includes supply kit (B-0425-M)

Certified to NSF/ANSI 61/9

**5SL-1000  
4" Centerset Single Lever Faucet**

- 4" (102 mm) centers
- ½" NPSM inlets with ¾" O.D. flexible copper tubing
- 2.0 GPM / 7.6 LPM aerator
- Single lever cartridge replacement – (015232-45)



**5SL-1000**

**5GF-W-F  
Wall Mount Glass Filler**

- Push back arm design
- ¾" NPT female inlet
- 2" (51 mm) diameter adjustable slip flange
- Blue self-closing Lexan arm
- Blue Lexan outlet
- Volume control adjustable with screwdriver



**5GF-W-F**

**5GF-W  
Wall Mount Glass Filler**

- Push back arm design
- ¾" NPT male inlet
- Blue self-closing Lexan arm
- Blue Lexan outlet
- Volume control adjustable with screwdriver



**5GF-W**

**5GF-8P  
Pedestal Deck Mount  
Glass Filler**

- 8" (206 mm) pedestal height (from deck to outlet)
- Push back design
- ½" NPT male inlet
- 2" (51 mm) diameter adjustable flange
- Blue self-closing Lexan arm
- Blue Lexan outlet
- Volume control adjustable with screwdriver



**5GF-8P**

**5GF-8P-WS  
Glass Filler Water Station**

- 8" pedestal glass filler with retro design
- Push back design
- 18 gauge stainless steel drip pan
- 1¼" drain
- ½" NPT male inlet
- 2" (51 mm) diameter adjustable flange
- Blue self-closing Lexan arm
- Blue Lexan outlet
- Volume control adjustable with screwdriver
- Stainless steel screws for mounting included
- Suggested drip pan cut-out: 10½" x 5" (267 mm x 127 mm)

**5GF-12P  
Pedestal Deck-Mount  
Glass Filler**

- Same as 5GF-8P except with 12" (305 mm) pedestal height

**5GF-16P  
Pedestal Deck-Mount  
Glass Filler**

- Same as 5GF-8P except with 16" (406 mm) pedestal height

**5GF-RK  
Glass Filler Repair Kit  
(not shown)**

Replacement parts kit includes:

- (2) Springs
- (1) Handle screw
- (1) Handle nut
- (2) Seat washers
- (2) 'O'-rings
- (2) Bonnet washers
- (2) Stem packings
- (2) Outlet washers
- (1) Outlet tip
- (1) Lever arm
- (1) Silicon grease tube



**5GF-8P-WS**




## Equip 5HR-232, 5HR-242 and 5HR-342 Open Hose Reels

### FEATURES:

#### Reel and Base

- Powder coated steel
- Thick steel structure
- Extra ribs for strength



#### Guide Arm

- 4-position orientation
- Mounted independently
- Easily adjustable
- Thick steel structure
- Extra ribs for strength

#### Adjustable Hose Stop

#### Hose

- Reinforced wear-resistant black cover
- 35' and 50' hose lengths
- 300 PSI max.
- 176°F maximum temperature

#### Heavy-Duty Brass Swivel

- Outboard of reel
- 3/8" NPT female inlet
- Easy 'O'-Ring service
- 'O'-Ring: Buna-N nitrile and two nylon wearing rings

#### Main Spring

- Proprietary spring alloy
- Exceeds 25K pull cycle test
- Easy and safe service

#### 5SV-H High Flow Spray Valve

- For washdown applications; not intended for use with pre-rinse units (does not include handle)
- Add "-01" to models to include spray valve with handle
- 3/4-14 inlet
- EPAct 2005 Non-compliant



- Also available: 5SV-H-RK Sprayface repair kit
- 5SV-WH High flow spray valve with handle

#### 5WG-1000-01 Water Gun

- Water gun with lockable trigger and adjustable spray nozzle
- Includes quick-disconnect with 3/4" garden hose female inlet
- 1/2" NPSM female and 3/8" NPT female adapters





## Equip Open Hose Reels

- $\frac{3}{8}$ " and  $\frac{1}{2}$ " NPT connections
- Replacement parts
- Optional spray valve models available

### 5HR-232, 5HR-242 and 5HR-342 Open Hose Reels

- Black epoxy coated steel
- 35' (10 m) and 50' (15 m) hose lengths
- $\frac{3}{8}$ " I.D. hose
- Hose is rated at 300 PSI with a maximum temperature of 176°F
- $\frac{3}{8}$ " NPT male outlet on hose
- $\frac{3}{8}$ " NPT female inlet in reel

### Hose Reel Model Options

#### 5HR-232 Models

· 5HR-232	Hose Reel with 35' (10 m) hose length
· 5HR-232-A	Includes Reducing Adapter, less Spray Valve/Water Gun
· 5HR-232-01	Includes 5SV-WH Spray Valve
· 5HR-232-01-A	Includes Reducing Adapter and 5SV-H High Flow Spray Valve
· 5HR-232-09	Includes 5WG-1000-01 Water Gun
· 5HR-232-09-A	Includes Reducing Adapter and 5WG-1000-01 Water Gun
· 5HR-232-12	Includes EMV-0522-24 Front Trigger Water Gun
· 5HR-232-12-A	Includes Reducing Adapter and EMV-0522-24 Front Trigger Water Gun
· 5HR-232-GH	Includes 3' (1 m) $\frac{3}{8}$ " NPT male x $\frac{3}{4}$ " garden hose female connector hose
· 5HR-232-01-GH	Includes 5SV-WH Spray Valve and 3' (1 m) $\frac{3}{8}$ " NPT male x $\frac{3}{4}$ " garden hose female connector hose

#### 5HR-242 Models

· 5HR-242	Hose Reel with 50' (15 m) hose length
· 5HR-242-A	Includes Reducing Adapter, less Spray Valve/Water Gun
· 5HR-242-01	Includes 5SV-WH Spray Valve
· 5HR-242-01-A	Includes Reducing Adapter and 5SV-H High Flow Spray Valve
· 5HR-242-09	Includes 5WG-1000-01 Water Gun
· 5HR-242-09-A	Includes Reducing Adapter and 5WG-1000-01 Water Gun
· 5HR-242-12	Includes EMV-0522-24 Front Trigger Water Gun
· 5HR-242-12-A	Includes Reducing Adapter and EMV-0522-24 Front Trigger Water Gun
· 5HR-242-GH	Includes 3' (1 m) $\frac{3}{8}$ " NPT male x $\frac{3}{4}$ " garden hose female connector hose
· 5HR-242-01-GH	Includes 5SV-WH Spray Valve and 3' (1 m) $\frac{3}{8}$ " NPT male x $\frac{3}{4}$ " garden hose female connector hose

#### 5HR-342 Models

· 5HR-342-01-GH	$\frac{1}{2}$ " x 50' (15 m) Hose with 5SV-WH Spray Valve and 3' (1 m) $\frac{1}{2}$ " NPT male x $\frac{3}{4}$ " garden hose female connector hose
· 5HR-342-09-GH	$\frac{1}{2}$ " x 50' (15 m) Hose with 5WG-1000-01 Spray Valve and 3' (1 m) $\frac{1}{2}$ " NPT male x $\frac{3}{4}$ " garden hose female connector hose
· 5HR-342-GH	$\frac{1}{2}$ " x 50' (15 m) Hose with 3' (1 m) $\frac{1}{2}$ " NPT male x $\frac{3}{4}$ " garden hose female connector hose



5HR-232,  
5HR-242  
and  
5HR-342



5HR-232-12



5HR-342-01-GH

## Equip 5HR-222 Hose Reel Models with 25' Hose

### 5HR-222 Open Hose Reels

- Black powder coated steel
- 3/8" x 25' (8 m) hose (5HR-2HSE-25)
- Stainless steel shaft and brass swivel with 3/8" NPT female inlet (left side of reel)
- Includes mounting bracket with holes and slots

5HR-222 Models	
• 5HR-222	Hose Reel with 25' (8') hose length
• 5HR-222-12	Includes EMV-0522-24 Front Trigger Water Gun



## Equip 5HR-232 and 5HR-242 Hose Reel Models

### 5HR-232 Hose Reels

- Black powder coated steel
- 3/8" x 35' (10 m) hose
- Stainless steel shaft and brass swivel with 3/8" NPT female inlet (left side of reel)
- Includes mounting bracket with holes and slots

### 5HR-242 Hose Reels

- Black powder coated steel
- 3/8" x 50' (15 m) hose
- Stainless steel shaft and brass swivel with 3/8" NPT female inlet (left side of reel)
- Includes mounting bracket with holes and slots



**5HR-232-01**  
**5HR-242-01**  
Includes  
5SV-WH Spray Valve

**5HR-232-09**  
**5HR-242-09**  
Includes  
5WG-1000-01 Water Gun  
with Quick-Disconnect  
and 3/8" and 1/2" Adapters

### Spray Outlet Options

**5SV-WH**  
Hose Reel Spray Valve



**5SV-H**  
High-Flow Spray Valve (4.0+ GPM)



**5WG-1000-01**  
Front Trigger  
Water Gun with  
Quick-Disconnect  
and Adapters



### Hose Reel Assembly Replacement Parts

Description	35' (10 m) Open Reel	50' (15 m) Open Reel
Spring Assembly	G016682-45	G016684-45
Complete Swivel Asy.	5HR-2SA	5HR-2SA
Seal Kit	014948-45	014948-45
Hose Assembly	5HR-2HSE-35	5HR-2HSE-50

# equip Complete Hose Reel Systems

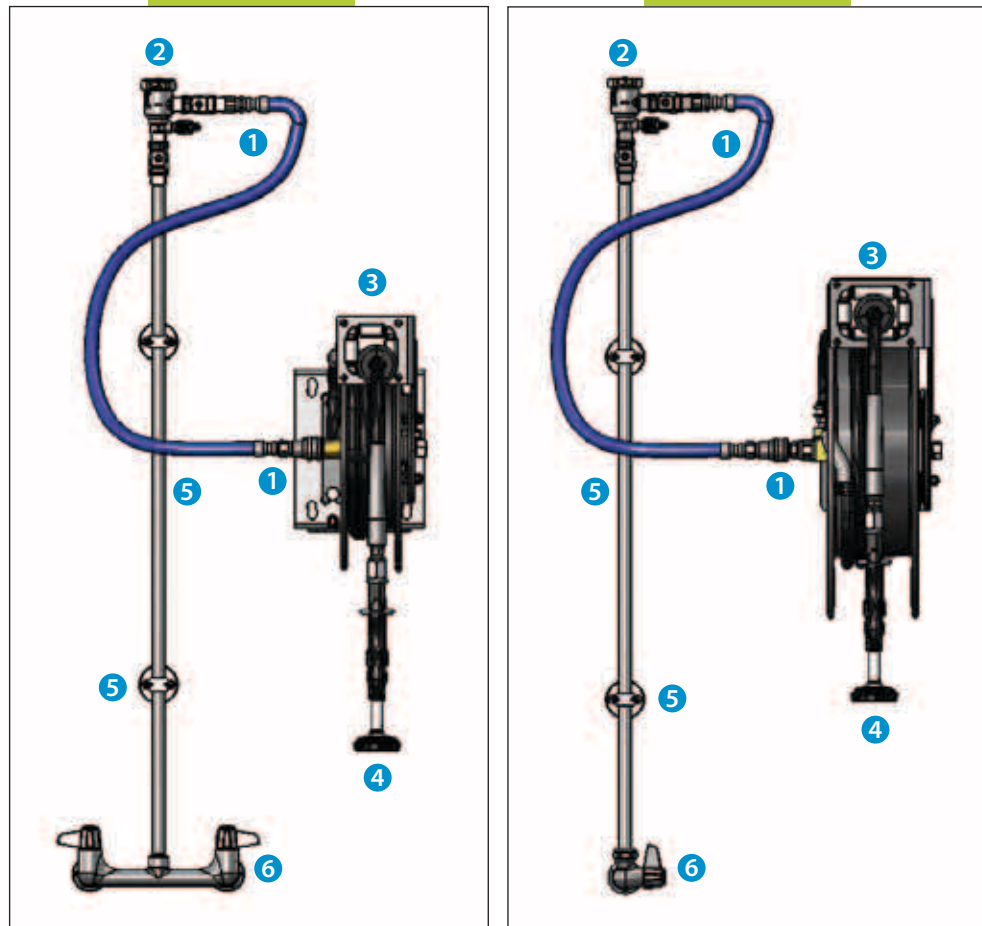
The equip solution to ensure code compliance and efficiency

*We offer a wide selection of  
equip Complete Hose Reel System models*

E1 System Type

E2 System Type

- 1 Flexible hose connections
- 2 Vacuum breakers
- 3 Open Hose Reels with various length hoses
- 4 Water guns and Spray valves
- 5 Includes Check valves, Risers, and Wall brackets
- 6 Mixing valves and faucet bases



*equip can help you configure a custom system  
based on your needs with a wide variety of options*

For more information about our new Equip Hose Reel Systems and a list of available models, see the *Smart Model Key for Equip Complete Hose Reel Systems* on p. 26

## Smart Model Key for Equip Complete Hose Reel Systems

Example:

**5HR - 2 3 2 - 01 X E1**

<p><b>Hose Reel</b></p> <p>222 = 25' (8 m) x 3/8"</p> <p>232 = 35' (10 m) x 3/8"</p> <p>242 = 50' (15 m) x 3/8"</p> <p>342 = 50' (15 m) x 1/2"</p>	<p><b>Spray Outlet, Connector and Adapter</b></p> <p>-01 = 5SV-WH</p> <p>-09 = 5WG-1000-01</p> <p>-12 = EMV-0522-24</p> <p>-GH = Garden Hose Connector</p> <p>-01GH = 5SV-WH and Garden Hose Connector</p>	<p><b>Mounting Brackets</b></p> <p>P = Pivot/Ceiling Bracket</p> <p>W = Wall Swing Bracket</p> <p>T = Table Leg Bracket</p> <p>X = No Bracket</p>	<p><b>System Type*</b></p> <p>E1 = 8" (203 mm) Wall Mount with in-line check valves (System 1)</p> <p>E2 = Single Hole Wall Mount (System 2)</p>
--	--	---	--

\*System Type:

<p><b>E1</b> 8" Wall Mount</p>	<p><b>E2</b> Single Hole Wall Mount</p>
------------------------------------	---

Model (for example):    5HR-232-01WE1            5HR-242-01XE2

**Spray Outlet, Adapters and Connectors**

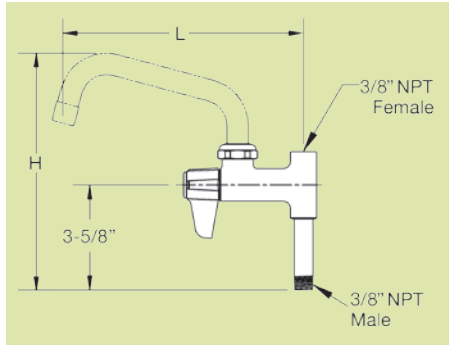


Available Models:

Equip Hose Reel Systems Models		
5HR-232-01WE1	5HR-232-01XE2	5HR-242-01XE1
5HR-232-01WE2	5HR-242-01WE1	5HR-242-01XE2
5HR-232-01XE1	5HR-242-01WE2	



## Equip Pre-Rinse Unit Accessories



### Add-On Faucets with Swing Nozzles in various lengths

- For pre-rinse units
- 3/8" NPT female outlet, 3/8" NPT male inlet
- Model No.:

- 5AFL18** 18" (457 mm) Swing nozzle, laminar flow device
- 5AFL16** 16" (406 mm) Swing nozzle, laminar flow device
- 5AFL14** 14" (356 mm) Swing nozzle, laminar flow device
- 5AFL12** 12" (305 mm) Swing nozzle, laminar flow device
- 5AFL10** 10" (254 mm) Swing nozzle, laminar flow device
- 5AFL08** 8" (206 mm) Swing nozzle, laminar flow device
- 5AFL06** 6" (152 mm) Swing nozzle, laminar flow device
- 5AFL00** Faucet less nozzle

Certified to NSF/ANSI 61/9

Model No.	Description	"H" Inches / mm	"L" Inches / mm
5AFL00	No nozzle	N/A	N/A
5AFL06	6" (152 mm) nozzle	8-1/4" (210 mm)	8-7/16" (214 mm)
5AFL08	8" (206 mm) nozzle	8-13/16" (223 mm)	10-7/16" (265 mm)
5AFL10	10" (254 mm) nozzle	9-5/16" (237 mm)	12-7/16" (316 mm)
5AFL12	12" (305 mm) nozzle	9-7/8" (251 mm)	14-7/16" (367 mm)
5AFL14	14" (356 mm) nozzle	10-7/16" (264 mm)	16-7/16" (418 mm)
5AFL16	16" (406 mm) nozzle	10-15/16" (278 mm)	18-7/16" (468 mm)
5AFL18	18" (457 mm) nozzle	11-1/2" (291 mm)	20-7/16" (519 mm)

### 5SV Spray Valve for All Equip Pre-Rinse Units

- 3/4-14 inlet
- 2019 DOE Compliant
- 1.15 GPM/4.35 LPM at 60 PSI
- Does not include handle
- Also available:



- 002856-40** Spray valve bonnet assembly 2019 DOE Compliant
- 5SV-RK** Spray valve repair kit (includes bumper ring, spray face and screw)
- 5SV-HDL** Replacement handle for 5SV- valves

### 5SV-C Spray Valve for All Equip Pre-Rinse Units

- 1.2 GPM/4.5 LPM at 60 PSI
- Does not include handle



2019 DOE Compliant

### B-0109-01 6" (152 mm) Wall Bracket




### 5PR-VB Vacuum Breaker

- Equip vacuum breaker, 3/8" NPT, female inlet and outlet
- Dual check valve
- Not for continuous pressure applications



### 014068-45 Overhead Spring



### 000369-40 Riser

- 3/8" NPT ends
- 18" (457 mm) long
- Pre-rinse riser



### 5HSE44 Stainless Steel Hose

- 44" (1118 mm) length
- Flexible stainless steel outer cover
- Rubber inner hose
- Includes (2) washers and grip handle
- Other hose lengths available:

- 5HSE68** 68" (1727 mm) hose
- 5HSE84** 84" (2134 mm) hose
- 5HSE96** 96" (2438 mm) hose





## Equip Hose Reel Accessories

### 5SV-H High Flow Spray Valve

- Not intended for warewashing
- Does not include handle
- 2019 DOE Non-compliant



### 5SV-H-RK High Flow Spray Face and Bumper Repair Kit



### 5WG-1000-01 Water Gun

- With 3/4" garden hose female quick-disconnect, and 1/2" and 3/8" adapters

### 5SV-WH Spray Valve, Handle and Ring

- Same as 5SV-H spray valve except includes handle and ring
- 2019 DOE Non-compliant



### 5HR-2HSE-35 Black Hose Assembly

- 35' (10 m) black hose
- Max. pressure: 300 PSI
- Maximum temp. – 176°F
- Stainless steel spring protector
- 3/8" NPT both ends
- Also available: 5HR-2HSE-50  
50' (15 m) black hose



### 5HR-HDL Hose Reel Grip Handle Assembly

- Black handle assembly with 1/2" NPSM inlet
- Attaches to 5SV-H high flow spray valve
- Includes washer



### 5HR-2SA Swivel Assembly

- 3/8" NPT swivel assembly with stainless steel inlet and brass swivel outlet



## Equip – Other Accessories

### Ceramic Cartridge Assembly

- Quarter-turn
- Hot Cartridge (shown):  
013787-45
- Cold Cartridge:  
013788-45



### 5-HDL-W 4" (102 mm) Wrist Action Handle Kit

- Includes one handle and two color coded screws (hot and cold)



### 5F-VF05 Vandal Resistant Non-Aerated Spray Device

- Water-saving 0.5 GPM/  
1.9 LPM flow
- 3/4-27UN female thread
- Can be substituted on any Equip faucet
- Includes vandal resistant key



### 5-HDL-L Lever Handle Kit

- Includes one handle and two color coded screws (hot and cold)



### B-0425-M Deck Mount Inlet Kit

- 1/2" NPT on both ends of 2" (51 mm) long nipples, lock nuts and lock washers
- Includes (2)



### B-0230-K Wall Mount Inlet Kit

- 1/2" NPT close nipples, lock nuts and washers
- 1/2" NPT male and female short el
- Includes (2)



## Equip Goosenecks/Nozzles

### Swing Nozzles

- 3/4-27 Laminar outlet
- Available:

- 5SP-18** 18" (457 mm) swing nozzle
- 5SP-16** 16" (406 mm) swing nozzle
- 5SP-14** 14" (356 mm) swing nozzle
- 5SP-12** 12" (305 mm) swing nozzle
- 5SP-10** 10" (254 mm) swing nozzle
- 5SP-08** 8" (206 mm) swing nozzle
- 5SP-06** 6" (152 mm) swing nozzle



Certified to NSF/ANSI 61/9

### 5SP-03 3" Rigid Gooseneck

- 3/4-27 Laminar outlet
- 5" (127 mm) clearance
- 8-3/4" (222 mm) height



5SP-03

### 5SP-05 Swivel Gooseneck

- 3/4-27 Laminar outlet
- 5-3/4" (147 mm) clearance
- 11-1/16" (281 mm) height



5SP-05

## OPTIONS – Equip Goosenecks/Nozzles with 2.2 GPM / 8.3 LPM Aerators

### 5SP-03A 3" (76 mm) Swivel Gooseneck

- 3/4-27 2.2 GPM aerator outlet
- 5-5/16" (135 mm) clearance
- 9-1/8" (232 mm) height



### 5SP-08A 8" (207 mm) Swing Noz:

- 3/4-27 2.2 GPM aerator outlet
- 4-5/8" (117 mm) height



### 5SP-05A 5½" (141 mm) Swivel Gooseneck

- 3/4-27 2.2 GPM aerator outlet
- 5-3/4" (146 mm) clearance
- 11-1/16" (281 mm) height



### 5SP-10A 10" (254 mm) Swing Nozzle

- 3/4-27 2.2 GPM aerator outlet
- 5-1/8" (130 mm) height



### 5SP-06A 6" Swing Nozzle

- 3/4-27 2.2 GPM aerator outlet
- 4-1/16" (103 mm) height



### 5SP-12A 12" (308 mm) Swing Nozzle

- 3/4-27 2.2 GPM aerator outlet
- 5-11/16" (144 mm) height



Certified to NSF/ANSI 61/9



Model Number	Page	Model Number	Page	Model Number	Page	Model Number	Page
000369-40	27	5F-1SLX05A	11	5F-4DLS09	13	5F-8CW06	18
002856-40	27	5F-1SLX05CA	11	5F-4DLS10	13	5F-8CW08	18
013787-45	28	5F-1SLX06	11	5F-4DLS10A	13	5F-8CW10	18
013788-45	28	5F-1SLX08	11	5F-4DLS12	13	5F-8CW12	18
014068-45	27	5F-1SLX08A	11	5F-4DLS12A	13	5F-8DLS00	19
014200-45	11-20	5F-1SLX10	11	5F-4DLS14	13	5F-8DLS03	19
014948-45	24	5F-1SLX10A	11	5F-4DLX00	13	5F-8DLS05	19
015232-45	21	5F-1SLX12	11	5F-4DLX03	13	5F-8DLS05A	19
5AFL00	27	5F-1SLX12A	11	5F-4DLX05	13	5F-8DLS05CA	19
5AFL06	27	5F-1SLX14	11	5F-4DLX06	13	5F-8DLS06	19
5AFL08	27	5F-1SLX18	11	5F-4DLX08	13	5F-8DLS08	19
5AFL10	27	5F-1WLX00	11	5F-4DLX10	13	5F-8DLS08A	19
5AFL12	27	5F-1WLX05	11	5F-4DLX12	13	5F-8DLS09	19
5AFL14	27	5F-2SLX00	15	5F-4DLX14	13	5F-8DLS10	19
5AFL16	27	5F-2SLX03	15	5F-4DWS00	14	5F-8DLS10A	19
5AFL18	27	5F-2SLX05	15	5F-4DWS03	14	5F-8DLS12	19
5EF-0001	3, 4	5F-2SLX05A	15	5F-4DWS05	14	5F-8DLS12A	19
5EF-0002	3, 4	5F-2SLX05CA	15	5F-4DWS06	14	5F-8DLS14	19
5EF-0003	3, 4	5F-2SLX06	15	5F-4DWS08	14	5F-8DLX00	19
5EF-0004	3, 4	5F-2SLX08	15	5F-4DWS09	14	5F-8DLX03	19
5EF-0005	3, 4	5F-2SLX08A	15	5F-4DWS10	14	5F-8DLX05	19
5EF-0006	3, 4	5F-2SLX10	15	5F-4DWS12	14	5F-8DLX06	19
5EF-1D-DG	3	5F-2SLX10A	15	5F-4DWS14	14	5F-8DLX08	19
5EF-1D-DG-4DP	3	5F-2SLX12	15	5F-4DWS14	14	5F-8DLX10	19
5EF-1D-DG-4DPWS	3	5F-2SLX12A	15	5F-4DWS00	14	5F-8DLX12	19
5EF-1D-DG-TMV	3	5F-2SLX14	15	5F-4DWS08	14	5F-8DLX14	19
5EF-1D-DG-VF05	3	5F-2SLX18	15	5F-4DWS10	14	5F-8DLX16	19
5EF-1D-DG-V5-HG	3	5F-4CLX00	12	5F-4DWS12	14	5F-8DLX18	19
5EF-1D-DG-V5THG	3	5F-4CLX03A	12	5F-4WLX00	16	5F-8DWS00	20
5EF-1D-DG-WS	3	5F-4CLX05	12	5F-4WLX03	16	5F-8DWS03	20
5EF-1D-DS	4	5F-4CLX06	12	5F-4WLX05	16	5F-8DWS05	20
5EF-1D-DS-4DP	4	5F-4CLX08	12	5F-4WLX06	16	5F-8DWS05A	20
5EF-1D-DS-TMV	4	5F-4CLX10	12	5F-4WLX08	16	5F-8DWS05CA	20
5EF-1D-DS-V5-HG	4	5F-4CLX12	12	5F-4WLX10	16	5F-8DWS06	20
5EF-1D-DS-V5THG	4	5F-4CW00	12	5F-4WLX12	16	5F-8DWS08	20
5EF-1D-DS-VF05	4	5F-4CW03A	12	5F-4WLX12	16	5F-8DWS08A	20
5EF-1D-WG	3	5F-4CW05	12	5F-4WXX00	16	5F-8DWS09	20
5EF-1D-WG-TMV	3	5F-4CW05A	12	5F-4WXX03	16	5F-8DWS10	20
5EF-1D-WG-VF05	3	5F-4CW06	12	5F-4WXX05	16	5F-8DWS10A	20
5EF-2D-DS	4	5F-4CW08	12	5F-4WXX06	16	5F-8DWS12	20
5EF-2D-DS-TMV	4	5F-4CW10	12	5F-4WXX08	16	5F-8DWS12A	20
5EF-2D-DS-VF05	4	5F-4CW12	12	5F-4WXX10	16	5F-8DWS14	20
5EF-2D-DS-V5-HG	4	5F-4DLS00	13	5F-4WXX12	16	5F-8DWS14	20
5EF-2D-DS-V5THG	4	5F-4DLS03	13	5F-8CLX00	18	5F-8DWS00	20
5EF-2D-DS-WS	4	5F-4DLS05	13	5F-8CLX05	18	5F-8DWS08	20
5EF-FILTER	3, 4	5F-4DLS05A	13	5F-8CLX06	18	5F-8DWS10	20
5EF-TMV	3, 4	5F-4DLS05CA	13	5F-8CLX08	18	5F-8DWS12	20
5F-1SLX00	11	5F-4DLS06	13	5F-8CLX10	18	5F-8DLB00	17
5F-1SLX03	11	5F-4DLS08	13	5F-8CLX12	18	5F-8DLB05	17
5F-1SLX05	11	5F-4DLS08A	13	5F-8CW00	18	5F-8DLB06	17
				5F-8CW05	18	5F-8DLB12	17

Model Number	Page	Model Number	Page	Model Number	Page	Model Number	Page
5F-8WLS00	17	5HR-232-12-A	23	5PR-2S12WB	6	B-0199-09	4
5F-8WLS06	17	5HR-232-GH	23	5PR-2S14	6	B-0199-09-N05	4
5F-8WLS10	17	5HR-242	22-24	5PR-4D00	5	B-0199-09-WS	4
5F-8WLS12	17	5HR-242-A	23	5PR-4D08	5	B-0230-K	28
5F-8WLX00	17	5HR-242-01	23, 24	5PR-4D12	5	B-0425-M	28
5F-8WLX00-EE	17	5HR-242-01-A	23	5PR-4DLS00	5	EMV-0522-24	23, 26
5F-8WLX03	17	5HR-242-01-GH	23	5PR-4DLS08	5	G016682-45	24
5F-8WLX05	17	5HR-242-01WE1	26	5PR-8D00	8	G016684-45	24
5F-8WLX06	17	5HR-242-01WE2	26	5PR-8D06	8		
5F-8WLX08	17	5HR-242-01XE1	26	5PR-8D08	8		
5F-8WLX10	17	5HR-242-01XE2	26	5PR-8D10	8		
5F-8WLX12	17	5HR-242-09	23, 24	5PR-8D12	8		
5F-8WLX14	17	5HR-242-09-A	23	5PR-8D14	8		
5F-8WLX16	17	5HR-242-01-GH	23	5PR-8W00	7		
5F-8WLX18	17	5HR-242-GH	23	5PR-8W06	7		
5F-8WWB00	17	5HR-2HSE-25	24	5PR-8W08	7		
5F-8WWB05	17	5HR-2HSE-35	28	5PR-8W10	7		
5F-8WWB06	17	5HR-2HSE-50	28	5PR-8W12	7		
5F-8WWB08	17	5HR-2SA	28	5PR-8W12-C	7		
5F-8WWB12	17	5HR-342	22, 23	5PR-8W14	7		
5F-8WWS06	18	5HR-342-01-GH	23	5PR-8W14-C	7		
5F-8WWS12	18	5HR-342-09-GH	23	5PR-8W18	7		
5F-8WWX00	18	5HR-342-GH	23	5SL-1000	21		
5F-VF05	28	5HR-HDL	28	5SP-03	29		
5GF-8P	21	5HR-HDL-L	28	5SP-03A	29		
5GF-8P-WS	21	5HR-HDL-W	28	5SP-05	29		
5GF-12P	21	5HSE44	27	5SP-05A	29		
5GF-16P	21	5HSE68	27	5SP-06	29		
5GF-RK	21	5HSE84	27	5SP-06A	29		
5GF-W	21	5HSE96	27	5SP-08	29		
5GF-W-F	21	5MPH-2SLN-06	10	5SP-08A	29		
5HDL-L	28	5MPH-2SLN-08	10	5SP-10	29		
5HDL-W	28	5MPH-8WLN-06	10	5SP-10A	29		
5HR-2HSE-35	24	5MPH-8WLN-08	10	5SP-12	29		
5HR-2HSE-50	24	5PR-VB	27	5SP-12A	29		
5HR-2SA	24	5PR-1S00	9	5SP-14	29		
5HR-222	24	5PR-1S06	9	5SP-16	29		
5HR-222-12	24	5PR-1S08	9	5SP-18	29		
5HR-232	22,-24	5PR-1S10	9	5SV	5, 7-10, 27		
5HR-232-A	23	5PR-1S12	9	5SV-C	6, 7, 27		
5HR-232-01	23, 24	5PR-1S14	9	5SV-H	24		
5HR-232-01-A	23	5PR-1S18	9	5SV-H-RK	22, 28		
5HR-232-01-GH	23	5PR-2S00	6	5SV-HDL	27		
5HR-232-01WE1	26	5PR-2S00-12WB	6	5SV-RK	27		
5HR-232-01WE2	26	5PR-2S00-C	6	5SV-WH	22-24, 28		
5HR-232-01XE1	26	5PR-2S06	6	5WG-1000-01	23, 24, 28		
5HR-232-01XE2	26	5PR-2S08	6	B-0109-01	27		
5HR-232-09	23, 24	5PR-2S10	6	B-0199-06	3		
5HR-232-09-A	23	5PR-2S12	6	B-0199-06-N05	3		
5HR-232-12	23	5PR-2S12-C	6	B-0199-06-WS	3		

### Warranty

All Equip products are warranted to be free from defects in material and workmanship for a period of one (1) year from the date of purchase. Liability is limited thereunder to factory repair and/or replacement of material found to be defective, after examination by Equip, during the warranty period. No claims for labor, shipping costs or consequential damages will be accepted or honored. Replacement and/or repair under this warranty will be made within a reasonable time after receipt by Equip of the allegedly defective item.

Items which have received secondary finishing or have been altered in any way after purchase are not covered by this warranty. Claims resulting from damaged cartons must be filed with the carrier.

Some states do not allow limitations on how long an implied warranty lasts or on the exclusion of incidental or consequential damages, so all the limitations or exclusions appearing herein may not be permitted by your state and, therefore, your local statutes should be consulted with respect thereto or with respect to any other rights which your state statutes may specifically confer on you.

After receiving proper authorization, all returns of merchandise which are claimed defective under this warranty must be sent to: Equip, 2 Saddleback Cove, P.O. Box 1088, Travelers Rest, South Carolina, 29690, clearly marked to the attention of the Warranty Repair Department. Shipping charges, both ways, shall be paid by the customer.

### Certification

Equip proudly displays the certifications of the International Standardization Organization (ISO), Underwriters Laboratories (UL), and CSA International (Canadian Standards Association). These certifications demonstrate that Equip consistently delivers the quality products and services on which its customers depend.

The company's ISO-9001:2015 certification is based on an evaluation of its performance of the jobs and processes that potentially affect product quality. By proving itself under these strict regulations, Equip guarantees its products will be manufactured to meet industry standards.









A horizontal splash of clear water against a light green background, with several bubbles and droplets visible.

equip  
by 

The logo for Equip by T&S, featuring the word "equip" in a lowercase, rounded font, with "by" and a shield-shaped logo containing "T&S" below it.

equip  
by 

2 Saddleback Cove • Travelers Rest, SC 29690  
Phone (800) 891-4808 • [equip.tsbrass.com](http://equip.tsbrass.com)