



## LABORATORY CONDENSED CATALOG



# T&S' LAB LINE IS USEFUL IN A VARIETY OF ENVIRONMENTS.

HOSPITALS



RESEARCH FACILITIES



CLASSROOM LABS



INDUSTRIAL LABS



For applications using reverse osmosis, distilled water or deionized water, there are two options for ensuring the faucet material does not break down early due to the reactivity of these fluids with brass.

**PVC  
SINGLE  
LEDGE  
FAUCET**



**PVC SINGLE LEDGE FAUCET**

The PVC material provides compatibility with aggressive high purity or ultra-pure waters.

**TIN  
LINING**



**TIN LINING**

Tin lining is a process in which a coating of Tin is applied to the water contact surfaces of select T&S Brass faucets. Tin lining provides protection against high purity or ultra-pure waters while providing the durability of a brass faucet.

- |                |               |                 |
|----------------|---------------|-----------------|
| Vacuum         | Helium        | Cold Water      |
| Air            | Hydrogen      | Hot Water       |
| Argon          | Methane       | Deionized Water |
| Butane         | Nitrogen      | Distilled Water |
| Carbon Dioxide | Oxygen        | Reverse Omosis  |
| Compressed Air | Propane       |                 |
| Natural Gas    | Special Gases |                 |

**INDEXES**

For all hose cocks, press-in indexes are available to identify what substance the hose cock is delivering.



## BL-4000-01 Hose Cock

- Ball valve construction
- 3/8" NPT male inlet
- Serrated hose tip
- Press-in color indexes included; gas, air or vacuum



**Note: Not for water, steam or Oxygen**



## BL-4500-01 Straight Stop

- 3/8" NPT male inlet
- Serrated hose tip
- Press-in color indexes included; gas, air or vacuum
- Internal floating stainless steel cone regulates gas flow as handle is turned



## BL-4005-01 Hose Cock

- Ball valve construction
- Integral check valve inlet
- 3/8" NPT male inlet
- Serrated hose tip
- Press-in color indexes included; gas or air



**Note: Not for water, steam or Oxygen**



## BL-4520-01 Angle Stop

- 3/8" NPT male inlet
- Serrated hose tip
- Press-in color indexes included; gas, air or vacuum
- Internal floating stainless steel cone regulates gas flow as handle is turned



## BL-4010-01 Needle Valve

- 3/8" NPT male inlet
- Floating stainless steel needle point
- Serrated hose tip
- For use with Oxygen, Hydrogen and other special gases (80 psi max.)
- Press-in color indexes included; gas, air or vacuum



**Note: Not for water or steam**

## T&S Laboratory Gas Hose Cocks

**Available Models**

<i>Fine Control Needle Valve</i>	<i>Standard Needle Valve</i>	<i>Ball Valve Hose Cock</i>
BL-4010-01	BL-4500-01 BL-4520-01	BL-4000-01 BL-4005-01



<b>Flow Control:</b>	Fine Metering	Standard Metering	1/4 Turn On-Off
<b>Max. Allowable Pressure:</b>	125 psig	125 psig	125 psig
<b>ANSI Z21.15 / CSA 9.1 : Certified for Natural Gas Service</b>	No	No	Yes - 0.5 psi Max.
<b>Grease Free Construction:</b>	No	No	No
<b>VAC Vacuum</b>	Yes	Yes	Yes (BL-4000-01)

Laboratory Gas Compatibility: (Color shown is Index Color)

<b>AIR Air</b>	Yes	Yes	Yes
<b>Argon</b>	Yes	Yes	Yes
<b>GAS Butane</b>	Yes, but <b>not</b> certified	Yes, but <b>not</b> certified	Yes - 0.5 psi Max.
<b>Carbon Dioxide</b>	Yes	Yes	Yes
<b>AIR Compressed Air</b>	Yes	Yes	Yes
<b>GAS Natural Gas</b>	Yes, but <b>not</b> certified	Yes, but <b>not</b> certified	Yes - 0.5 psi Max.
<b>Helium</b>	Yes	Yes	Yes
<b>HYD Hydrogen</b>	Yes	No	No
<b>GAS Methane</b>	Yes, but <b>not</b> certified	Yes, but <b>not</b> certified	Yes - 0.5 psi Max.
<b>NIT Nitrogen</b>	Yes	Yes	Yes
<b>OXY Oxygen</b>	Yes	No	No
<b>GAS Propane</b>	Yes, but <b>not</b> certified	Yes, but <b>not</b> certified	Yes - 0.5 psi Max.
<b>Special Gases (not listed above)</b>	Consult T&S	Consult T&S	Consult T&S

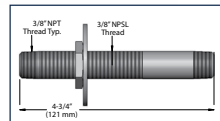
**BL-4100-0  
Laboratory Turret**

- Two 3/8" NPT female outlets at 90°
- 3/8" NPT female inlet
- Black plastic mounting gasket included
- 2" (51mm) diameter; height 3" (76mm)
- 2-3/16" (55mm) height to center of outlets



**BL-4200-01  
Turret with One Hose Cock**

- 3/8" NPT female inlet
- Press-in color indexes included; gas, air or vacuum
- BL-4000-01 ball valve hose cock
- 0.5 psi max. for natural gas
- 125 psi max. for air



Note: BL-5500-10 3/8" supply nipple with locknut and washer (order separately)

**BL-4200-0** Turret with two hose cocks at 90°

**BL 4200-02** Turret with two hose cocks at 180°



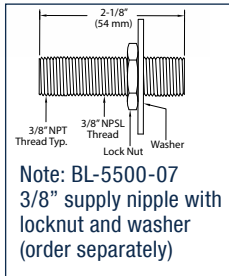
**BL-4203-01  
Vandal Resistant Turret with Hose Cock**

- 1/4" diameter anti-rotation pin
- 3/8" NPT female bottom inlet
- BL-4000-01 ball valve hose cock
- Press-in color indexes included; gas, air or vacuum
- 0.5 psi max. for natural gas
- 125 psi max. for air



**BL-4250-01  
Panel Flange with Hose Cock**

- 3/8" NPT female inlet
- BL-4000-01 ball valve hose cock
- Serrated hose tip
- 4-1/2" (114mm) length
- 2" diameter (51mm) wall flange
- Press-in color indexes included; gas, air or vacuum
- 0.5 psi max. for natural gas
- 125 psi max. for air



**BL-4350-01  
Panel Flange with Straight Stop**

- 3/8" NPT female inlet
- Serrated hose tip
- 2" diameter (51mm) flange
- Press-in color indexes included; gas, air or vacuum
- Internal floating stainless steel cone regulates gas flow as handle is turned
- 0.5 psi max. for natural gas
- 125 psi max. for air



**BL-4250-02  
Double Panel Flange with  
Two Hose Cocks**

- 3/8" NPT female inlet
- Two BL-4000-01 ball valve hose cocks with serrated hose tips at 90°
- Press-in color indexes included; gas, air or vacuum
- 0.5 psi max. for natural gas
- 125 psi max. for air




---



---



---



---



---



---



---



---



---



---



---



---



---



---



---



---



---



---



---



---



---



---

# T&S BRASS LABORATORY PRODUCTS PANEL FLANGES AND STOPS

### BL-4355-01 Panel Flange with Straight Stop

- 3/8" NPT female inlet
- Serrated hose tip
- Eterna compression cartridge
- 2" diameter (51mm) flange
- Green cold water index



### BL-4500-02 Straight Stop

- 3/8" NPT male inlet
- Serrated hose tip
- Eterna compression cartridge
- Green cold water index



### BL-4422-01 Panel Flange with Angle Stop

- 3/8" NPT female inlet
- Serrated hose tip
- Eterna compression cartridge
- 2" diameter (51mm) flange
- Green cold water index



### BL-4520-02 Angle Stop

- 3/8" NPT male inlet
- Serrated hose tip
- Eterna compression cartridge
- Green cold water index



---

---

---

---

---

---

---

---

---

---

---

---



## T&S Laboratory Water Only Stops

**Available Models**

<i>Straight Stop</i>	<i>Angle Stop</i>	<i>Vacuum Breaker Stop</i>
BL-4355-01 BL-4500-02	BL-4520-02	BL-4422-01



<b>Pressure Rating:</b>	20 - 125 psi	20 - 125 psi	20 - 125 psi
<b>Temperature:</b>	40°F - 140°F	40°F - 140°F	40°F - 140°F
<b>Product Compliance:</b> <i>ASME A112.18.1 / CSA B125.1 NSF 61 Exempt (non-potable)</i>	Yes	Yes	Yes
<b>Flow Rate:</b>	4.12 GPM @ 60 psi	4.98 GPM @ 60 psi	2.51 GPM @ 60 psi

*Laboratory Water Only Compatibility: (Color shown is Index Color)*

<b>CW Cold Water</b>	Yes	Yes	Yes
<b>HW Hot Water</b>	Yes	Yes	Yes
<b>DI Deionized Water</b>	<i>Requires Tin Lining</i>	<i>Requires Tin Lining</i>	<i>Requires Tin Lining</i>
<b>DW Distilled Water</b>	<i>Requires Tin Lining</i>	<i>Requires Tin Lining</i>	<i>Requires Tin Lining</i>
<b>RO Reverse Omosis</b>	<i>Requires Tin Lining</i>	<i>Requires Tin Lining</i>	<i>Requires Tin Lining</i>

**BL-4700-01**  
**Remote Control Straight Valve Unit**

- 3/8" NPT female inlet and outlet
- Stainless steel floating cone and removable seat
- Press-in color indexes included; gas, air or vacuum
- 18" (457mm) distance from center of valve to face of panel is field adjustable for shorter distances
- 2" diameter (51mm) polished chrome panel flange with mounting screws



**BL-4720-01**  
**Remote Control Angle Valve Unit**

- 3/8" NPT female inlet and outlet
- Outlet at 90° to inlet
- Stainless steel floating cone and removable seat
- Press-in color indexes included; gas, air or vacuum
- 18" (457mm) distance from center of valve to face of panel is field adjustable for shorter distances
- 2" diameter (51mm) polished chrome panel flange with mounting screws



**BL-4200-0** Same as BL-4700-01 except with Eterna compression cartridge for water with green cold index



**BL-4705-01**  
**Front Mounted Fume Hood Valve**

- 3/8" NPT female inlet and outlet
- For flat face hood
- Stainless steel floating cone and removable seat
- 4-arm handle
- Press-in color indexes included; gas, air or vacuum
- Working parts are removable from front eliminating entry into hood compartments



**BL-4750-07**  
**Turret with Rigid Gooseneck**

- 3/8" NPT female inlet
- For use with remote valves
- Plastic mounting gasket included
- 2" (51mm) turret diameter



**BL-4705-03** Same as BL-4705-01 except with black heat resistant handle for steam

---

---

---

---

---

---

---

---

---

---


## BL-5700-01 Double Ledge Faucet

- Single hole deck mount laboratory mixing faucet
- 5-5/8" (143mm) swivel/rigid gooseneck with serrated hose tip
- 18" (457mm) flexible inlets with 5/8" compression / 1/2" NPSM male couplings
- Quarter-turn Eterna cartridges with spring checks
- 4-arm handles with color coded indexes
- Deck gasket included
- 014200-45 lock washer included for rigid application



## BL-5700-08 Double Ledge Faucet

- Single hole deck mount laboratory mixing faucet
- 5-11/16" (144mm) swivel/rigid 0.5 GPM vacuum breaker with serrated hose tip
- 18" (457mm) flexible inlets with 5/8" compression / 1/2" NPSM male couplings
- Quarter-turn Eterna cartridges with spring checks
- 4-arm handles with color coded indexes
- Deck gasket included
- 014200-45 lock washer included for rigid application



### BL-5700 Models:

MODEL	1/4 TURN CARTRIDGE W/ CROSS FLOW PREVENTION	OUTLET	HEIGHT	CLEARANCE	SPREAD	HANDLE	INLET	VR	NOTES
BL-5700-04	Eterna	5-5/8" swivel/rigid gooseneck (133X-A22)	13-9/16"	9-1/8"	5-5/8"	4-Arm Lab	(2) 18" flex. S/S supplies w/ 5/8" compression / 1/2" NPSM male inlets	N	Single hole deck mount; 2.2 GPM aerator
BL-5700-08-VR	Eterna	Swivel/rigid 0.5 GPM V.B. nozzle with serrated hose tip	12-1/4"	6"	5-11/16"	Lever	(2) 18" flex. S/S supplies w/ 5/8" compression / 1/2" NPSM male inlets	Y	Single hole deck mount; Anti-rotation screws (VRS-2)
BL-5700-09	Eterna	Swivel/rigid 0.5 GPM V.B. nozzle with serrated hose tip	12-3/8"	6-3/16"	5-5/8"	4-Arm Lab	(2) 18" flex. S/S supplies w/ 5/8" compression / 1/2" NPSM male inlets	N	Single hole deck mount
BL-5709-08WH4	Eterna	Swivel/rigid 0.5 GPM V.B. nozzle with serrated hose tip	12-13/16"	6-1/2"	5-11/16"	4" Wrist Action	1/2" NPSM male inlet	N	Single hole deck mount

VR Vandal-Resistant

## BL-5704-05 Double Ledge Faucet

- Single hole deck mount laboratory mixing faucet
- 5-13/16" (147mm) swivel/rigid gooseneck
- 2.2 GPM aerator (B-0199-02)
- 18" (457mm) flexible inlets with 5/8" compression / 1/2" NPSM male couplings
- Quarter-turn Eterna cartridge with spring check
- 4" wrist-action handles with color coded indexes
- Deck gasket included
- 014200-45 lock washer included for rigid application



## BL-5704-08WH4 Double Ledge Faucet

- Single hole deck mount laboratory mixing faucet
- 5-11/16" (144mm) swivel/rigid 0.5 GPM vacuum breaker nozzle with serrated hose tip
- 18" (457mm) flexible inlets with 5/8" compression / 1/2" NPSM male couplings
- Quarter-turn Eterna cartridge with Spring Checks
- 4" wrist-action handles with color coded indexes
- Deck gasket included
- 014200-45 lock washer included for rigid application



## FRONT GUIDE FITTINGS FOR REMOTE CONTROL VALVE UNITS

### BL-5705-01 Single Ledge Faucet

- Single hole deck mount laboratory mixing faucet
- 5-7/8" (149mm) swivel/rigid gooseneck with serrated hose tip
- 1/2" NPSM male inlet
- Deck gasket included
- Quarter-turn Eterna cartridge with spring check
- 4-arm handle with green cold water index
- Fits counters up to 1-1/2" (38mm) thick
- Includes tailpiece and nut for 1/4" NPT connection (150A)
- 014200-45 lock washer included for rigid application



### BL-5705-08 Single Ledge Faucet

- Single hole deck mount laboratory mixing faucet
- 5-11/16" (144mm) swivel/rigid 0.5 GPM vacuum breaker nozzle with serrated hose tip
- 1/2" NPSM male inlet
- Deck gasket included
- Quarter-turn Eterna cartridge with spring check
- 4-arm handle with green cold water index
- Fits counters up to 1-1/2" (38mm) thick
- Includes tailpiece and nut for 1/4" NPT connection (150A)
- 014200-45 lock washer included for rigid application



### BL-5705-09



**BL-5705-04** Same as BL-5705-01 except with 2.2 GPM aerator

**BL-5705-09** Same as BL-5705-08 except swivels at vacuum breaker (right).

**BL-5707-01  
Single Science Table Faucet**

- Single hole single temperature deck mount laboratory faucet
- 1/2" NPSM male inlet
- 5-11/16" (147mm) swivel/rigid 0.5 GPM vacuum breaker nozzle with serrated tip
- 2" (51mm) diameter base flange
- Two brass balls lock into table top indents to prevent vandalizing (drilling template included)
- Deck gasket included
- Quarter-turn Eterna cartridge with spring check
- 4-arm handle with green cold water index and vandal-resistant screw
- Includes tailpiece and nut for 1/4" NPT connection (150A)
- 014200-45 lock washer included for rigid application



**BL-5709-08WH4  
Single Science Table Faucet**

- Single hole single temperature deck mount laboratory faucet
- 1/2" NPSM male inlet
- 5-11/16" (147mm) swivel/rigid 0.5 GPM vacuum breaker nozzle with serrated tip
- Deck gasket included
- Quarter-turn Eterna cartridge with spring check
- 4" wrist action handle with green cold water index and screw
- Includes tailpiece and nut for 1/4" NPT connection (150A)
- Fits counters up to 1-1/2" (38mm) thick
- 014200-45 lock washer included for rigid application




---

---

---

---

---

---

---

---

---

---

---

---

---

---

---

---

---

---

---

---

---

---

---

---

## BL-5710-01 Single Sink Faucet

- Single hole single temperature wall mount laboratory faucet
- 1/2" NPT female inlet with 2-3/16" (55mm) diameter flange
- 5-7/8" (150mm) swivel/rigid gooseneck with serrated hose tip
- Quarter-turn Eterna cartridge with spring check
- 4-arm handle with green cold water index
- 014200-45 lock washer included for rigid application



## BL-5750-01 Sink Mixing Faucet

- Single hole deck mount mixing faucet
- 9 1/8" (232mm) swing nozzle with stream regulator outlet
- Quarter-turn Eterna cartridges with spring checks
- 4-arm handles with color coded indexes
- 18" flexible inlet hoses (compression fittings for 5/8" O.D. tubing or 1/2" NPSM male thread)
- 014200-45 lock washer included for rigid application



## BL-5725-08 Sink Mixing Faucet

- 8" wall mount laboratory mixing faucet
- 5-11/16" (144mm) 0.5 GPM swivel/rigid vacuum breaker nozzle with serrated hose tip
- 1/2" NPT female eccentric flanged inlets (00AA)
- Quarter-turn Eterna cartridges with spring checks
- 4-arm handles with color coded indexes
- 9-9/16" (243mm) height from center of inlet to top of vacuum breaker
- 014200-45 lock washer included for rigid application



## BL-5850-01TL Single Temperature Tin-Lined

- Single hole single temperature deck mount laboratory faucet
- 1/2" NPT male inlet
- 5-7/8" (149mm) swivel/rigid gooseneck with serrated hose tip
- Fast Self-Closing cartridge with white "DW" index
- Includes tailpiece and nut for 1/4" NPT connection (150A)
- 014200-45 lock washer included for rigid application
- Tin lined for use with distilled water



## BL-5715-08 Ledge Mixing Faucet

- 8" deck mount laboratory mixing faucet
- 5-11/16" (144mm) 0.5 GPM swivel/rigid vacuum breaker nozzle with serrated hose tip
- 1/2" NPT female eccentric flanged inlets (00AA)
- Quarter-turn Eterna cartridges with spring checks
- 4-arm handles with color coded indexes
- 014200-45 lock washer included for rigid application



## BL-5850-01TL-CW Single Temperature Tin-Lined

- Single hole single temperature deck mount laboratory faucet
- 1/2" NPT male inlet
- 5-7/8" (149mm) swivel/rigid gooseneck with serrated hose tip
- 4-arm handle with green cold water index
- Includes tailpiece and nut for 1/4" NPT connection (150A)
- 014200-45 lock washer included for rigid application
- Tin lined meter pathways



## BL-6005-02 Combination Gas and Water Faucet

- Combination unit with rigid vacuum breaker and two ball valve hose cocks with gas indexes
- 3/8" NPT male inlets for water and gas
- 6-1/6" (154mm) 0.5 GPM rigid vacuum breaker gooseneck with serrated hose tip
- Compression cartridge
- 11-1/2" (292mm) height
- 4-arm handle with green cold water index
- Furnished with two (2) supply nipples, special lock washer, lock nuts and mounting gasket



**BL-6005-03** Same as BL-6005-02 except with 7-15/16" (202mm) gooseneck.

## LAB FAUCETS AND MISCELLANEOUS FIXTURES

### BL-9505-01 PV Single Ledge Faucet Compression Type

- Single hole single temperature deck mount PVC faucet
- 6-3/16" (157mm) rigid gooseneck with serrated hose tip
- 1-1/4" (32mm) diameter threaded shank and locknut
- 3/8" NPT female inlet
- All PVC for use with distilled water
- Knob handle with white distilled water index
- 11-7/8" (302mm) height



### BL-9515-01 PV Single Ledge Faucet Self-Closing

- Single hole single temperature deck mount PVC faucet
- 6-3/16" (157mm) rigid gooseneck with serrated hose tip
- Dual level control for manual (up) or self-closing (down) operation
- 1-1/4" (32mm) diameter shank and locknut



**BL-9515-02** Same as BL-9515-01 except no shank and locknut with 1/2" NPT female inlet

**BL-9505-02** Same as BL-9505-01 except no shank and locknut with 1/2" NPT female inlet



## A HISTORY OF EXCELLENCE

T&S Brass and Bronze Works has built a reputation for quality, service and innovation for more than 70 years – beginning with our original pre-rinse unit, the market's very first. Today, our products have become the standard for many U.S. hospitals, schools, restaurants, supermarkets and public facilities.

T&S products are highly acclaimed throughout the industry for being well-built, long-lasting and reliable. Rigorous testing and a focus on interchangeability have helped set T&S apart from the competition.

### **T&S BRASS AND BRONZE WORKS, INC.**

2 Saddleback Cove • P.O. Box 1088 • Travelers Rest, SC 29690

*U.S. Toll-free* 800-476-4103 • +1 864-834-4102 • *Fax* 800-868-0084

*E-mail* [customerservice@tsbrass.com](mailto:customerservice@tsbrass.com)

*Canada Toll-free* +1 888-288-0432

