



Architect/Engineering Specifications:

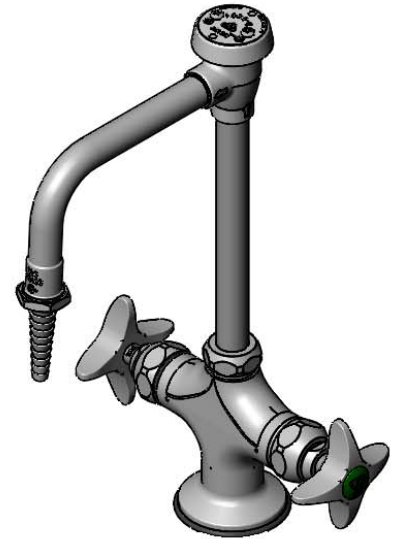
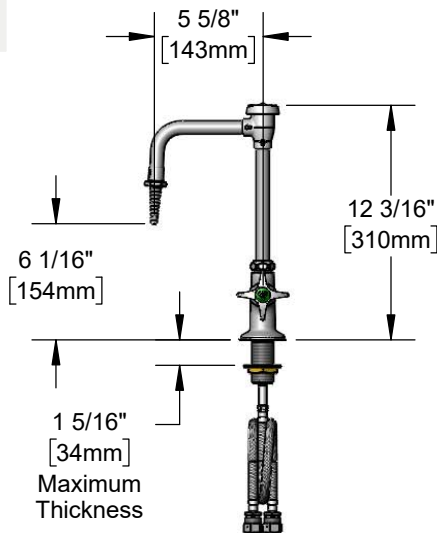
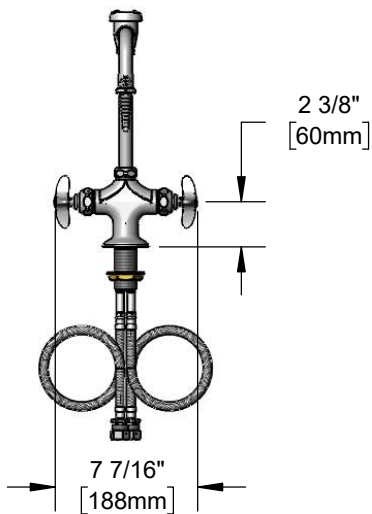
Single hole deck mount mixing faucet with polished chrome plated brass body, polished chrome plated swivel/rigid vacuum breaker nozzle with serrated tip and 0.5 GPM flow control, compression cartridges with spring checks, 4-arm handles and 18" flexible stainless steel supply hoses with 1/2" NPSM / 5/8" compression connections. Certified to ASME A112.18.1 / CSA B125.1, NSF 61-Section 9, NSF 372 and ASSE 1001. Meets ADA ANSI/ICC A117.1 requirements.

Job Name _____

Model Specified _____ Quantity _____

Variations Specified _____

Date _____



Features & Benefits:

- Single hole deck mount mixing faucet w/ polished chrome plated brass body
- Polished chrome plated swivel vacuum breaker nozzle
- Includes lock washer to convert swivel gooseneck to rigid
- Serrated tip outlet w/ 0.5 GPM flow control & washer
- Quarter-turn Eterna compression cartridges with spring checks to prevent cross flow of water
- 4-arm handles w/ color coded indexes
- Plastic mounting gasket
- 18" flexible stainless steel supply hoses w/ 1/2" NPSM / 5/8" compression connections
- Material: Polished chrome plated brass body, tubular spout & handles

Product Compliance:

- ASME A112.18.1 / CSA B125.1
- NSF 61 - Section 9
- NSF 372 (Low Lead Content)
- ANSI A117.1 (ADA)
- ASSE 1001 (VB)

Warranty: One Year (Limited)

Performance Data:

- Pressure: 20 - 125 psi
- Temperature: 40 °F - 140 °F
- Flow Rate: 0.5 GPM @ 60 psi



Optional Handles

- 4" Wrist Action
- Lever
- 4-Arm (Standard)

Optional Cartridges

- Quarter-Turn Cerama w/ Check Valves
- Quarter-Turn Eterna w/ Spring Checks (Standard)

