



# Spray Valve Assemblies

## B-0100-60H

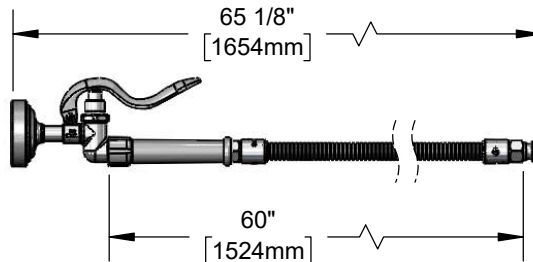
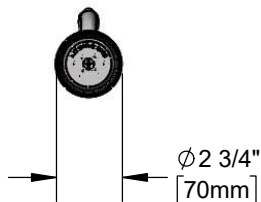

TAG:

### Spray Valve with Hose

#### Architect/Engineering Specifications:

1.15 GPM spray valve with polished chrome plated brass body, 60" flexible stainless steel hose, heat resistant handle and 1/2" NPT male inlet. Certified to ASME A112.18.1/CSA B125.1, NSF 61-Section 9 and NSF 372. 2019 DOE PRSV - Class II compliant.

Job Name \_\_\_\_\_  
 Model Specified \_\_\_\_\_ Quantity \_\_\_\_\_  
 Variations Specified \_\_\_\_\_  
 Date \_\_\_\_\_



#### Features & Benefits:

- Designed for heavy-duty use in industrial kitchen
- 1.15 GPM spray valve
- 60" flexible stainless steel hose
- 1/2" NPT male inlet
- Material: Polished chrome plated brass body and stainless steel hose

#### Product Compliance:

- ASME A112.18.1 / CSA B125.1
- NSF 61 - Section 9
- NSF 372 (Low Lead Content)
- 2019 DOE PRSV - Class II



**Warranty:** One Year (Limited)

#### Performance Data:

- Pressure: 20 - 125 psi
- Temperature: 40 °F - 140 °F
- Flow Rate: 1.15 GPM @ 60 psi



T&S BRASS AND BRONZE WORKS, INC.



• 2 Saddleback Cove • Travelers Rest, SC 29690  
 Ph 800-476-4103 • Fax 864-834-3518  
 • Simi Valley, CA • Ph 800-423-0150 • www.tsbrass.com

Date: 10/15/18