



Pre-Rinse Accessories
EB-0107-J-HM12

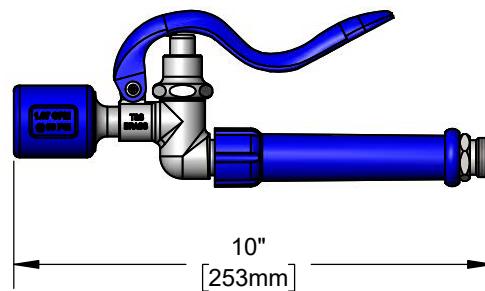
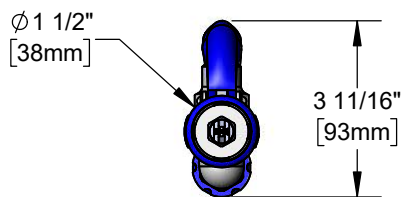
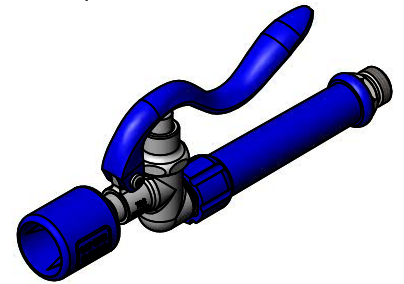
TAG:

Spray Valve

Architect/Engineering Specifications:

1.07 GPM spray valve, polished chrome plated brass body, spray nozzle with rubber shield and blue grip handle with 1/2" NPSM male inlet. Certified to ASME A112.18.1 / CSA B125.1, NSF 61 - Section 9 and NSF 372. 2019 DOE PRSV - Class II compliant.

Job Name _____
 Model Specified _____ Quantity _____
 Variations Specified _____
 Date _____



Features & Benefits:

- Designed for heavy-duty use in industrial kitchens
- 1.07 GPM spray nozzle with blue grip handle
- Shuts off when handle is released
- Hold down ring
- 1/2" NPSM male inlet (compatible w/ G 1/2 threads)
- High performance fan jet with knife action spray
- Material: Polished chrome plated brass body and rubber shield

Product Compliance:

- ASME A112.18.1 / CSA B125.1
- NSF 61 - Section 9
- NSF 372 (Low Lead Content)
- 2019 DOE PRSV - Class II



Warranty: One Year (Limited)

Performance Data:

- Pressure: 20 - 125 psi [1.38 - 8.62 bar]
- Temperature: 40 °F - 140 °F [4.44 °C - 60 °C]
- Flow Rate: 1.07 GPM [4.05 L/min] @ 60 psi [4.41 bar]
- Spray Force: 7.2 Ozf (204 Gramf)



T&S BRASS AND BRONZE WORKS, INC.



• 2 Saddleback Cove • Travelers Rest, SC 29690
 Ph 800-476-4103 • Fax 864-834-3518
 • Simi Valley, CA • Ph 800-423-0150 • www.tsbrass.com

Date: 06/18/20