



Waste Valves
B-3942-XL

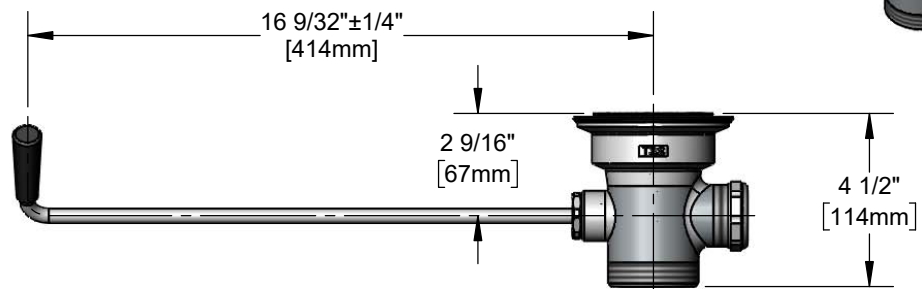
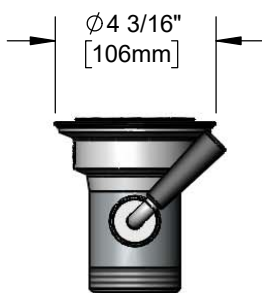
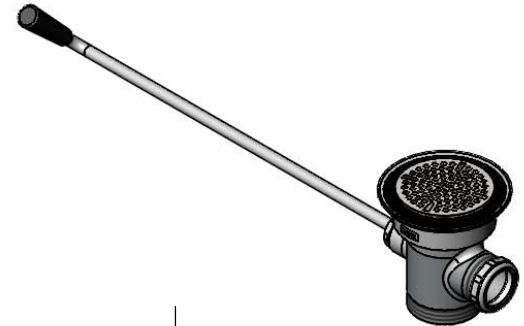
TAG:

Waste Valve with Twist Handle

Architect/Engineering Specifications:

Rotary waste valve for 3" sink opening with rough chrome plated body, 2" NPT male / 1 1/2" NPT female outlet, long twist handle with heat resistant plastic grip, snap-in removable strainer and overflow outlet with cap. Certified to ASME A112.18.2/CSA B125.2

Job Name _____
 Model Specified _____ Quantity _____
 Variations Specified _____
 Date _____



Features & Benefits:

- Rotary waste valve for 3" sink opening w/ rough chrome plated body
- 2" NPT male / 1 1/2" NPT female outlet
- Long twist handle w/ heat resistant plastic grip
- Snap-in removable strainer
- Overflow outlet w/ cap & sealing washer
- Material: Rough chrome plated brass body & adapter and stainless steel handle & flat strainer

Product Compliance:

- ASME A112.18.1 / CSA B125.1



Warranty: One Year (Limited)



Performance Data:

- Discharge Rate: 17.14 GPM [64.88 L/min] max
- Temperature: 40°F -180°F [4.44°C -82.2°C]



T&S BRASS AND BRONZE WORKS, INC.



• 2 Saddleback Cove • Travelers Rest, SC 29690
 Ph 800-476-4103 • Fax 864-834-3518
 • Simi Valley, CA • Ph 800-423-0150 • www.tsbrass.com

Date: 02/09/23