

# Posi-Set<sup>TM</sup>

Patent # US 7,581,623

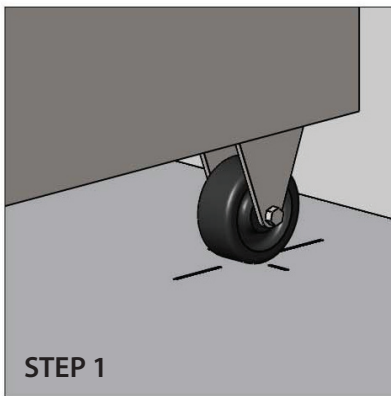
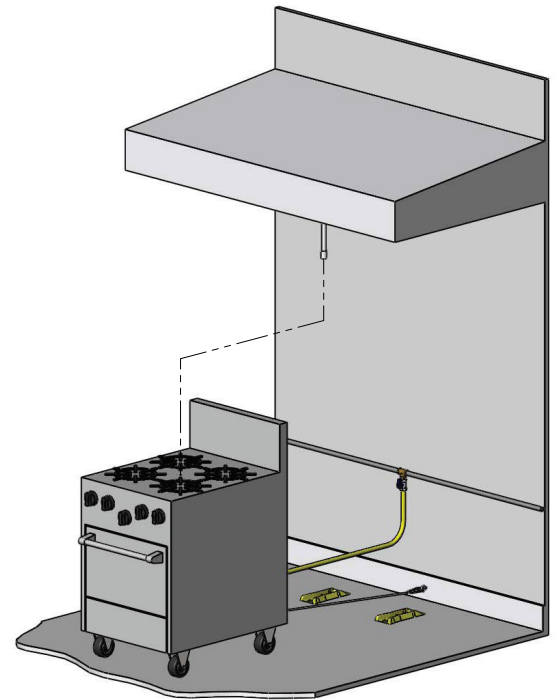
## Installation Instructions

### Flame-Retardant Wheel Placement System for Commercial Kitchen Equipment

Posi-Set<sup>TM</sup> is a device that accurately locates wheeled commercial kitchen equipment to a fixed position below the fire suppression system. This device ensures that the clearance required by the National Fire Prevention code or like codes are maintained.

#### Tools Required:

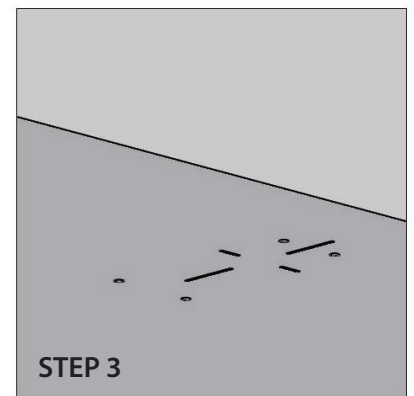
- Hammer drill with 3/8" masonry bit
- $\varnothing$  3/8" pin or solid punch
- Clear silicone sealant



STEP 1

#### STEP 1:

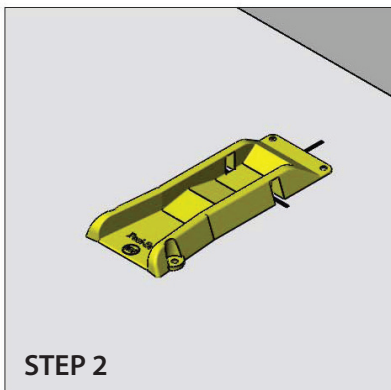
With the cooking appliance properly positioned beneath the exhaust hood and fire suppression nozzle, mark the horizontal and vertical center of both rear wheels.



STEP 3

#### STEP 2:

Using a Posi-Set<sup>TM</sup> device as a template mark the hole locations for the mounting screw anchors (furnished with each pair).



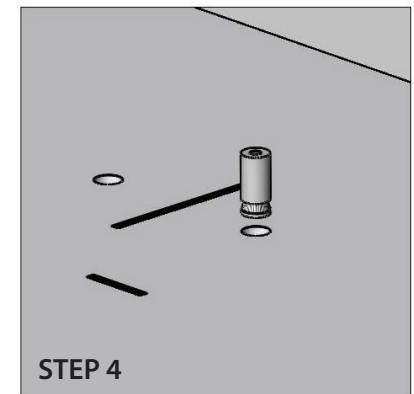
STEP 2

#### STEP 3:

Drill  $\varnothing$  3/8" x 5/8 inch deep holes. Blow or vacuum out debris from holes.

#### STEP 4:

Insert the screw anchors with cone end down into the holes.



STEP 4

## STEP 5

Using a pin or solid punch, tap the anchors into the holes until set.

## STEP 6

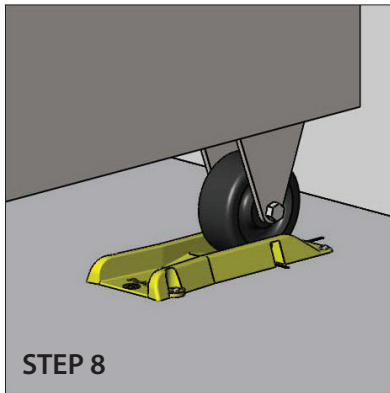
With the floor dry and free of grease and debris, apply a thin bead of silicone sealant around the bottom face of the Posi-Set™ device.

## STEP 7

Set Posi-Set™ in place and secure with screws (furnished with each pair).

## STEP 8

Move appliance back in place onto the Posi-Set™.



## STEP 9

Ensure that the warning label is placed in a visible location on the front of the appliance.

---

### Limited One Year Warranty

T&S warrants to the original purchaser (other than for purposes of resale) that such product is free from defects in material and workmanship for a period of one (1) year from the date of purchase. During this one-year warranty period, if the product is found to be defective, T&S shall, at its options, repair and/or replace it. To obtain warranty service, products must be returned to...

*T&S Brass and Bronze Works, Inc.  
Attn: Warranty Repair Department  
2 Saddleback Cove  
Travelers Rest, SC 29690*

Shipping, freight, insurance, and other transportation charges of the product to T&S and the return of repaired or replaced product to the purchaser are the responsibility of the purchaser. Repair and/or replacement shall be made within a reasonable time after receipt by T&S of the returned product. This warranty does not cover items which have received secondary finishing or have been altered or modified after purchase, or for defects caused by abuse to or misuse of the product, or shipment of the products.

Any express warranty not provided herein, and any remedy for Breach of Contract which might arise, is hereby excluded and disclaimed. Any implied warranties of merchantability or fitness for a particular purpose are limited to one year in duration. Under no circumstances shall T&S be liable for loss of use or any special consequential costs, expenses or damages.

Some states do not allow limitations on how long an implied warranty lasts or the exclusion or limitation of incidental or consequential damages, so the above limitations or exclusions may not apply to you. Specific rights under this warranty and other rights vary from state to state.

---

T&S Brass and Bronze Works, Inc. · 2 Saddleback Cove · P.O. Box 1088 · Travelers Rest, SC 29690  
www.tsbrass.com · E-mail: tsbrass@tsbrass.com · Phone (800) 476-4103 · Fax (800) 868-0084

West Coast Sales and Distribution · 4596 Ish Drive · Unit 220  
Simi Valley, CA 93063 · Phone (800) 423-0150

098-017924-45 Rev. 0 7-10  
Checked DMH 07-22-10  
Approved JHB 07-23-10