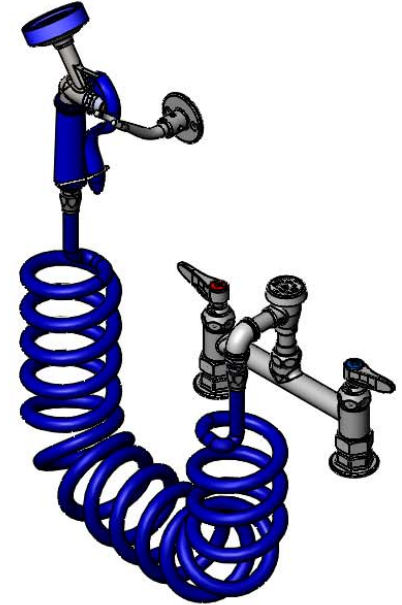
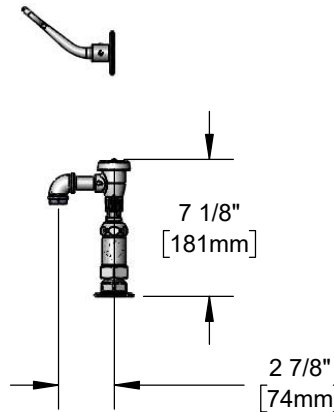
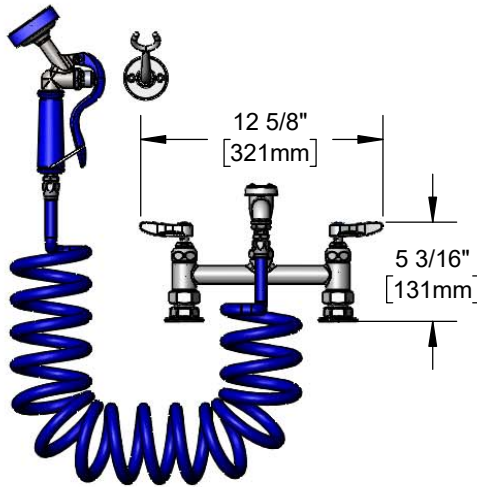




Architect/Engineering Specifications:

8" deck mount mixing faucet, compression cartridges with spring checks, lever handles, vacuum breaker, 9' coiled hose with angled aluminum spray valve and 1/2" NPT female inlets. Certified to ASME A112.18.1/CSA B125.1 and ASSE 1001.

Job Name _____
 Model Specified _____ Quantity _____
 Variations Specified _____
 Date _____



Features & Benefits:

- 8" deck mount mixing faucet w/ chrome plated brass body
- Quarter-turn Eterna compression cartridges w/ spring checks to prevent cross flow of water
- Lever handles w/ color coded indexes
- EasyInstall riser with vacuum breaker
- 9' coiled hose w/ angled aluminum spray valve
- 1/2" NPT female Inlets
- Materials: Chrome plated body & spout, chrome plated metal handles, polyurethane hose and aluminum spray valve

Product Compliance:

- ASME A112.18.1 / CSA B125.1
- NSF 61 Exempt (Non-Potable)
- ASSE 1001 (VB)



Warranty: One Year (Limited)

Performance Data:

- Pressure: 20 - 125 psi
- Temperature: 40 °F - 140 °F
- Flow Rate: 4.12 GPM @ 60 psi

Optional Handles

- 4" Wrist Action
- Lever (Standard)
- 4-Arm

Optional Cartridges With Checks

- Quarter-Turn Cerama w/ Check Valve
- Quarter-Turn Eterna w/ Spring Check (Standard)

