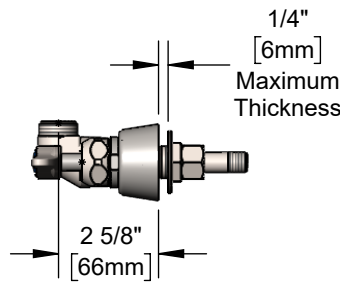
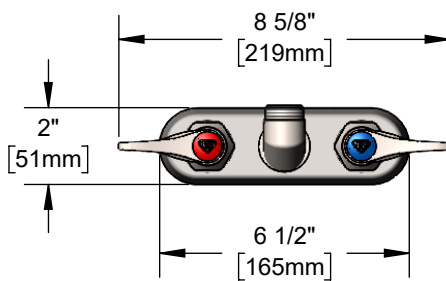
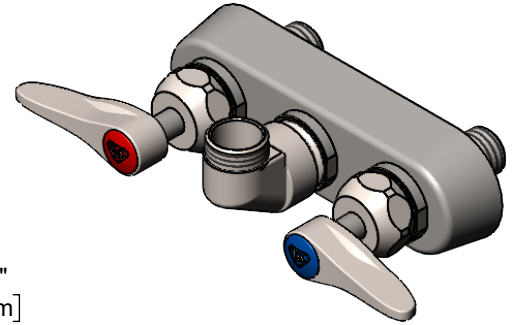




Architect/Engineering Specifications:

4" wall mount mixing faucet with stainless steel body, swivel outlet (less nozzle), stainless steel ceramic cartridges with check valves, stainless steel lever handles, 1/2" NPT stainless steel male inlets and stainless steel escutcheon. Certified to ASME A112.18.1/CSA B125.1, NSF 61-Section 9 and NSF 372. Meets ADA ANSI/ICC A117.1 requirements.

Job Name _____
 Model Specified _____ Quantity _____
 Variations Specified _____
 Date _____



Features & Benefits:

- 4" wall mount mixing faucet w/ stainless steel body
- Stainless steel quarter-turn Cerama cartridges w/ check valves to prevent cross flow of water
- Stainless steel lever handles w/ color coded indexes
- Swivel outlet accepts T&S stainless steel swing nozzles
- 1/2" NPT stainless steel male inlets
- Stainless steel tailpieces and nuts for 1/4" NPT stainless steel male connections
- Stainless steel escutcheon
- Material: Stainless steel body, handles & escutcheon

Product Compliance:

- ASME A112.18.1 / CSA B125.1
- NSF 61 - Section 9
- NSF 372 (Low Lead Content)
- ANSI A117.1 (ADA)



ADA Compliant

Warranty: Lifetime (Limited)

Performance Data:

- Pressure: 20 - 125 psi [1.38 - 8.62 bar]
- Temperature: 40°F - 140°F [4.44°C - 60°C]
- Flow Rate: 8.19 GPM [31.00 L/min] @ 60 psi [4.14 bar]
(Outlet Device &/or Final Configuration May Reduce Flow Rate)

Optional SS Handles

- 4" Wrist Action
- Lever (Standard)

Stainless Steel T&S Swing Nozzles

- S059X 6" Swing Nozzle
- S060X 8" Swing Nozzle
- S062X 12" Swing Nozzle

Stainless Steel T&S Swivel Goosenecks (D x K)

- S133X 5 11/16" x 6 1/4" Swivel Gooseneck

