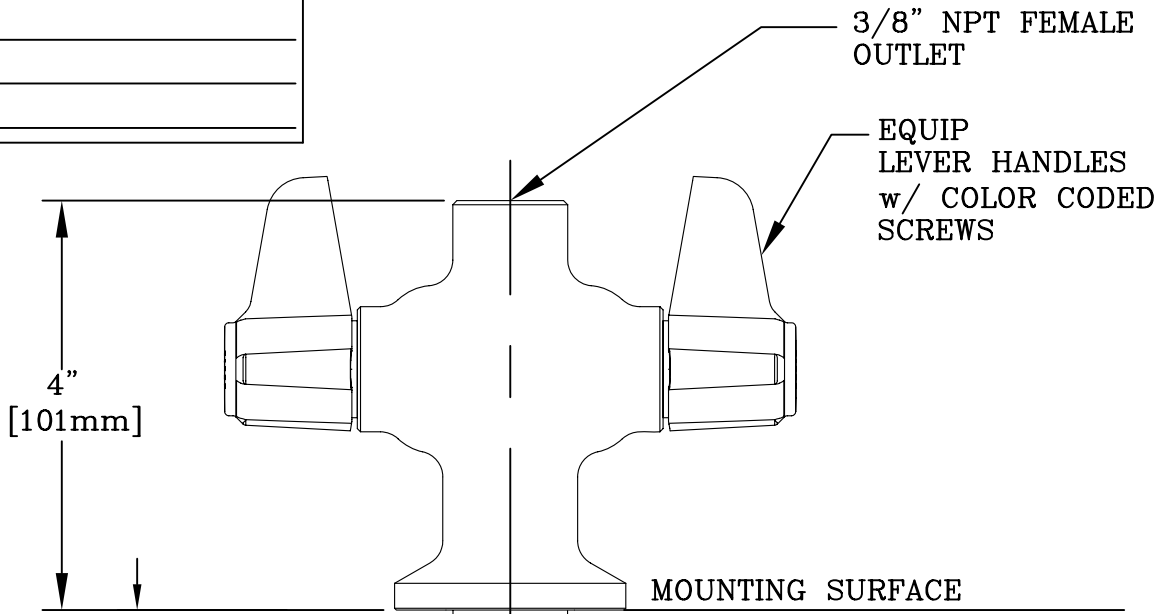


This Space For Architect/Engineer Approval

Job Name _____ Date _____
 Model Specified _____ Quantity _____
 Customer/Wholesaler _____
 Contractor _____
 Architect/Engineer _____

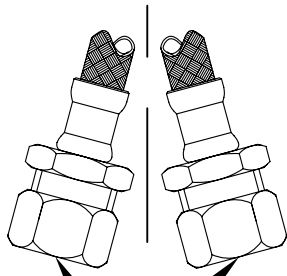
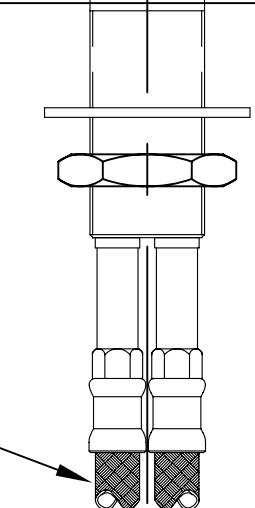


ADA Compliant



FITS DECKS UP TO
 1 1/8" [29mm] THICK OR
 1 1/4" [32mm] THICK
 BY REMOVING WASHER

18" FLEXIBLE INLETS
 w/ 1/2" NPSM
 COUPLINGS



NOTE: ROUGH-IN REQUIREMENTS
 ø1 1/2" [ø38mm] HOLES
 ø1 1/4" [ø32mm] MINIMUM

1/2" INLET FITTINGS

MODEL NUMBER 014056-40	DATE 12/10/08	SCALE 1:2	DRAWN KJG	CHECKED DHL	APPROVED JHB
---------------------------	------------------	--------------	--------------	----------------	-----------------



DESCRIPTION
 SINGLE HOLE DECK MOUNT BODY ASSEMBLY,
 CERAMIC CARTRIDGES, EQUIP HANDLES
 FLEX. CONNECTOR HOSE

equip Foodservice Accessories
 P.O. BOX 1088, 2 SADDLEBACK COVE
 TRAVELERS REST, SOUTH CAROLINA 29690
 PHONE: 800.891.4808 FAX: 800.868.0084