



Pre-Rinse Accessories
EB-0107-J

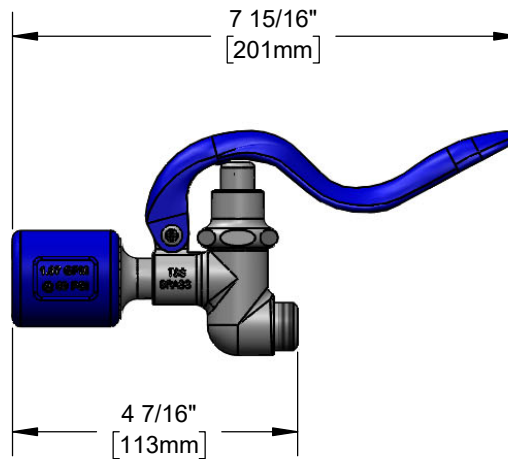
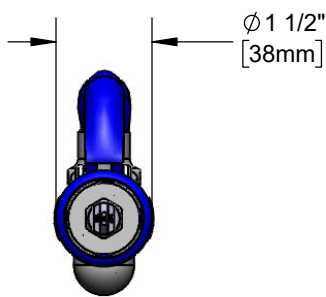
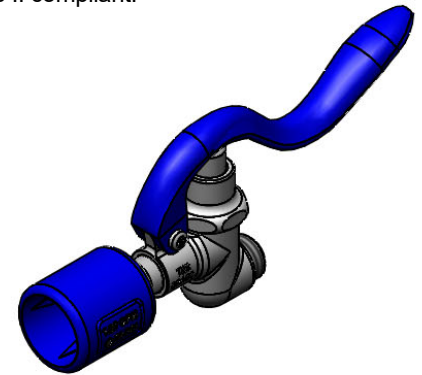
TAG:

Spray Valve

Architect/Engineering Specifications:

1.07 GPM spray valve, polished chrome plated brass body with blue rubber bumper and 3/4-14 UN male inlet.
Certified to ASME A112.18.1/CSA B125.1, NSF 61-Section and 9, NSF 372. 2019 DOE PRSV - Class II compliant.

Job Name _____
 Model Specified _____ Quantity _____
 Variations Specified _____
 Date _____



Features & Benefits:

- Designed for heavy-duty use in industrial kitchens
- 1.07 GPM spray valve
- Shuts off when handle is released
- Hold down ring
- 3/4-14 UN male inlet fitting
- Material: Polished chrome plated brass body and blue rubber bumper

Product Compliance:

- ASME A112.18.1 / CSA B125.1
- NSF 61 - Section 9
- NSF 372 (Low Lead Content)
- 2019 DOE PRSV - Class II



Warranty: One Year (Limited)



Performance Data:

- Pressure: 20 - 125 psi
- Temperature: 40 °F - 140 °F
- Flow Rate: 1.07 GPM @ 60 psi
- Spray Force: 7.2 Ozf (204 Gramf) @ 60 psi



T&S BRASS AND BRONZE WORKS, INC.



• 2 Saddleback Cove • Travelers Rest, SC 29690
 Ph 800-476-4103 • Fax 864-834-3518
 • Simi Valley, CA • Ph 800-423-0150 • www.tsbrass.com

Date: 09/20/19