

**SERVING THE
FOODSERVICE INDUSTRY
THE TOP SPEC UPDATES
YOU SHOULD KNOW**



RELIABILITY BUILT IN™

1 THE ULTRARINSE™ DIFFERENCE


- Fan spray tips are angled to maximize surface area contact and clean and rinse more quickly.
- Hands-free operation allows for efficient two-handed processing.
- Rinses away particulates and bacteria that regular faucets' spray patterns can leave behind.
- Great for rinsing produce and thawing foods.
- Retrofits T&S manual faucets and pre-rinse units (requires swivel outlet body).
- Available in two lengths – 10” length for use with 12” nozzles and 16” length for use with 18” nozzles.
- Promotes food safety.
- Patented – U.S. Patent # 10,563,384
- Reduces food damage and waste.
- Easy-To-Use: The ULTRARINSE handle has two positions –spray and fill
 - Spray activates fan tips, fill activates the nozzle.

UPDATED SPECIFICATION:

B-0231-U12

8” wall mount mixing faucet with polished chrome plated brass body, add-on faucet with ceramic cartridge with check valve and lever handle, 12” swing nozzle with stream regulator outlet, 12” rigid riser,

accessory fitting tee, pull-down activated stainless steel valve unit, insulated grip handle, 1.07 GPM sprayer, ceramic cartridges with check valves, lever handles, 1/2” NPT female inlets and 6” adjustable wall bracket. Certified to ASME A112.18.1/CSA B125.1, NSF 61-Section 9 and NSF 372. 2019 DOE PRSV - Class II compliant.



2 DURAPULL PERFECT FOR HIGH VOLUME KITCHENS

DuraPull Pre-Rinse Units offers peak performance, unmatched durability and long-term reliability for high-volume kitchens. DuraPull's modern styling is a perfect option for high-end, open-concept kitchens where design takes center stage and an ideal performance solution for the busiest kitchens where durability is the primary concern.

- DuraPull is backed by an industry-leading 7-year warranty.
- DuraPull's unique pull-down operation simply pull the sprayer down toward the sink to activate the water flow and release it to end the flow.
- Pull-down activation reduces fatigue and creates a more ergonomic user experience.
- Intuitive operational design is also water-saving.
- The 1.07 GPM sprayer has an effective spray pattern for fast cleanability.
- Including a sprayer swivel with 360-degree rotation to reduce strain on users' wrists and joints and ceramic cartridges that come with a lifetime warranty.

UPDATED SPECIFICATION:

B-0133-12CRB8TP

8" wall mount mixing faucet with polished chrome plated brass body, add-on faucet with ceramic cartridge with check valve and lever handle, 12" swing nozzle with stream regulator outlet, 12" rigid riser, accessory fitting tee, pull-down activated stainless steel valve unit, insulated grip handle, 1.07 GPM sprayer, ceramic cartridges with check valves, lever handles, 1/2" NPT female inlets and 6" adjustable wall bracket. Certified to ASME A112.18.1/CSA B125.1, NSF 61-Section 9 and NSF 372. 2019 DOE PRSV - Class II compliant.

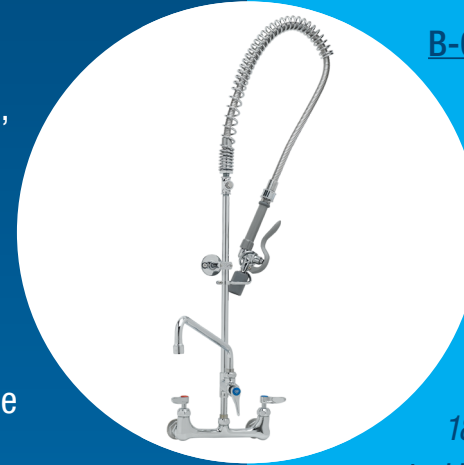


3 3-COMPARTMENT SINKS

Three-Compartment Sinks handle a lot of kitchen work including washing, rinsing, sanitizing, thawing and more. All that use means the selected plumbing fixture needs to provide the flexibility and durability to get the job done.

Common components we see missing on these applications include:

- **Pre-rinse swivel** – The swivel provides 360° rotation and reduces stress on the hose.
- **Accessory tee** – This component correctly introduces water to the chemical dispensing system (for cleaning or sanitizing) and prevents voiding the warranty.
- **Ceramic cartridges** – With only one moving part, T&S cartridges are backed by a lifetime warranty and withstand water temperatures up to 180°F.
- **Spray valve suited for both usage and conservation goals** – T&S' B-0107-J provides an ideal balance of performance and efficiency.



UPDATED SPECIFICATION:

B-0133-12CRBJST

8" wall mount mixing faucet with polished chrome plated brass body, add-on faucet with ceramic cartridge and lever handle, 12" swing nozzle with stream regulator outlet, 18" riser, 44" flexible stainless steel hose with heat resistant handle and swivel, 1.07 GPM spray valve, ceramic cartridges with check valves, lever handles, accessory fitting tee and installation kit with 1/2" NPT male inlets, 6" adjustable wall bracket, spray valve holder and overhead spring. Certified to ASME A112.18.1/CSA B125.1, NSF 61-Section 9 and NSF 372. 2019 DOE PRSV - Class II compliant.

3 3-COMPARTMENT SINKS

DON'T FORGET TO ALSO SPECIFY:



Note: All modular waste valves can be modified with 3" or 5" handle extensions to accommodate your sink measurements and preference.

B-3990 modular waste drain valve

The all-stainless steel construction makes it a better choice when chemicals are going down the drain. (Limited lifetime warranty and fully repairable.)

Modular push-pull waste valve for 3 1/2" sink opening with stainless steel body, adapter provides 1 1/2" NPT male outlet, remove adapter for 2" NPT male or 1 1/2" NPT female outlet, push-pull handle with chrome plated metal handle guard, 3 1/2" snap-in removable strainer and overflow outlet with cap. Certified to ASME A112.18.2/CSA B125.2



B-0230-KIT installation kit

This kit provides all hardware needed for installing a wall-mount T&S pre-rinse unit.

Installation Kit. Inlet Kit, 1/2" NPT Close Nipples & Elbows, 24" Flex Supply Hoses (3/8" Compression Inlet)

4 DISH SINK

Usually set back in a dish room, dish sinks are exclusive to pre-rinsing and doesn't typically require accessory tees or add-on faucets, which can often get in the way.

Tips for the ideal specification:

- **Secure** these heavily-used pre-rinse units with wall brackets.
- **Improve** ergonomics and hose life with the pre-rinse swivel.
- **Update** the cartridges to Cerama for a lifetime guarantee.
- **Balance** performance and efficiency with the 1.07 GPM B-0107-J spray valve.

UPDATED SPECIFICATION:

B-0133-CR-BJ-SW

8" wall mount mixing faucet with polished chrome plated brass body, 18" riser, 44" flexible stainless steel hose with heat resistant handle and swivel, 1.07 GPM spray valve, ceramic cartridges with check valves, lever handles, 6" wall bracket, 1/2" NPT female inlets, spray valve holder and overhead spring. Certified to ASME A112.18.1/CSA B125.1, NSF 61-Section 9 and NSF 372. 2019 DOE PRSV - Class II compliant.



4 DISH SINK

DON'T FORGET TO ALSO SPECIFY:




Note: All modular waste valves can be modified with 3" or 5" handle extensions to accommodate your sink measurements and preference.

B-3990 modular waste drain valve

The all-stainless steel construction makes it a better choice when chemicals are going down the drain. (Limited lifetime warranty and fully repairable.)

Modular push-pull waste valve for 3 1/2" sink opening with stainless steel body, adapter provides 1 1/2" NPT male outlet, remove adapter for 2" NPT male or 1 1/2" NPT female outlet, push-pull handle with chrome plated metal handle guard, 3 1/2" snap-in removable strainer and overflow outlet with cap. Certified to ASME A112.18.2/CSA B125.2



B-0230-KIT installation kit

This kit provides all hardware needed for installing a wall-mount T&S pre-rinse unit.

Installation Kit. Inlet Kit, 1/2" NPT Close Nipples & Elbows, 24" Flex Supply Hoses (3/8" Compression Inlet)

5 HAND SINKS & TOTAL COST OF OWNERSHIP

Considering Total Cost of Ownership:

When purchasing any product for a commercial facility, it's common to consider Total Ownership Cost, or the cost of any given product over its lifetime. Here are just a few of the ways that high quality T&S faucets offer the most cost effective solution over time.

- **Multiple Flow Rates**
- **Reduced Utility Consumption**
- **Installation Cost**
- **Fewer Repair Costs**
- **Less Downtime**
- **Fewer Leaks**

When you choose T&S faucets from the start, you're trusting a brand that delivers real value with reliable, high-quality components designed to outlast cheaper alternatives. You'll also save water and energy along the way.

No Matter the Budget, We've Got the Solution.

Regardless of your initial budget to invest in plumbing fixtures, T&S offers a range of high-quality products at various price points. All of our lines undergo rigorous in-house and third-party testing — often exceeding industry standards for commercial use.

GOOD	BETTER	BEST
Equip by T&S	"B" Line	Specialty
Lower-priced, fewer standard features and configurations compared to the "B" Line – all while maintaining T&S reliability.	Fully featured, our leading product line.	ChekPoint® sensor faucets. <ul style="list-style-type: none">• Improved Hygiene – No cross-contamination.• Smart Water Conservation.

Trust T&S reliability that's affordable for any situation.

5 HAND SINKS & TOTAL COST OF OWNERSHIP

CONSIDER THESE THREE CHOICES FOR FOODSERVICE HAND SINK APPLICATIONS



5F-4WLX05 ↗

4" wall mount mixing faucet with polished chrome plated brass body, 5 9/16" spread equip swivel gooseneck, ceramic cartridges, equip lever

handles and 1/2" NPT male inlets. Certified to ASME A112.18.1/CSA B125.1, NSF 61-Section 9 and NSF 372. Meets ADA ANSI/ICC A117.1 requirements.



B-1146-02A-CR ↗

4" wall mount mixing faucet with chrome plated brass body, 4 3/8" spread swivel/rigid gooseneck with 2.2 GPM aerator, ceramic

cartridges with check valves, lever handles, 1/2" NPT male inlets and chrome plated escutcheon. Certified to ASME A112.18.1/CSA B125.1, NSF 61-Section 9 and NSF 372. Meets ADA ANSI/ICC A117.1 requirements.



EC-3105-HG ↗

4" wall mount electronic sensor faucet with polished chrome plated brass body with 4 1/8" spread rigid gooseneck, 2.2 GPM vandal resistant aerator, AC/DC control

module with internal flow control setting switches, temperature control mixing valve with integral check valves, hydro-generator power supply and 18" flexible stainless steel supply hoses with 3/8" compression connections. Certified to ASME A112.18.1/CSA B125.1, NSF 61-Section 9, NSF 372 and UL 1951. Meets ADA ANSI/ICC A117.1 requirements.

6 PREP SINK

Prep sinks take on many uses within different kitchens and workflows, requiring flexibility and reliability that's built right in from the start.

Common components we see missing on these applications include:

- **Swivel base and nozzle.** This allows users to easily move the faucet side to side (or out of the way) for various tasks.
- **Aerators.** While prep sinks are used occasionally for water fill, many tasks don't require full flow, making a 1.5 GPM aerator a good balance of performance and efficiency.
- **Cerama cartridges.** With only one moving part, T&S cartridges are backed by a lifetime warranty and withstand water temperatures up to 180°F.
- **Correctly sized nozzle.** Choose a nozzle length that reaches to the middle of the sink.



UPDATED SPECIFICATION:


B-0231-CR-K-F15 

8" wall mount mixing faucet with polished chrome plated brass body, 12" swing nozzle with 1.5 GPM aerator, ceramic cartridges, lever handles, 1/2" NPT male inlets and (2) 24" flexible stainless steel hoses. Certified to ASME A112.18.1/CSA B125.1, NSF 61-Section 9 and NSF 372. Meets ADA ANSI/ICC A117.1 requirements.

DON'T FORGET TO ALSO SPECIFY:

B-3990 modular waste drain valve 

The all-stainless steel construction makes it a better choice when chemicals are going down the drain. (Limited lifetime warranty and fully repairable.)



7 MOP SINK

Mop sinks, or service sinks, are an important part of any establishment — giving the maintenance crew its own source of water (and commercial-quality sink) for cleaning and various other tasks.

Because mop sinks are especially at risk for back siphoning by inadvertently leaving a hose in contaminated water, it's important that every service sink have a vacuum breaker to prevent this common issue.



UPDATED SPECIFICATION:

B-0665-CR-BSTR

8" wall mount mixing faucet with rough chrome plated brass body, rough chrome plated brass spout with vacuum breaker, pail hook and garden hose male outlet, ceramic cartridges with check valves, lever handles, 1/2" NPT female inlets, built-in service stops in body and upper support rod. Certified to ASME A112.18.1/CSA B125.1, NSF 61-Section 9, NSF 372 and ASSE 1001. Meets ADA ANSI/ICC A117.1 requirements.

8 BAR SINK

When you have the opportunity, specify just the bar sink rather than relying on sink manufacturers. To choose a reliable, functional product, look to T&S' updated B-1100 series.

Updated features include:

- **T&S cartridges** with cross flow prevention (*available with Eterna or Cerama cartridges*).
- **2.2 GPM aerators** that replace stream regulators (*other flow rates available*).
- Heavy-duty **forged brass body**.

UPDATED SPECIFICATION:

B-1115-CR

4" wall mount mixing faucet with chrome plated brass body, 6" swing nozzle with 2.2 GPM aerator, ceramic cartridges with check valves, lever handles, 1/2" NPT male inlets and chrome plated escutcheon. Certified to ASME

A112.18.1/CSA B125.1, NSF 61-Section 9 and NSF 372. Meets ADA ANSI/ICC A117.1 requirements.



9

ENCLOSED HOSE REEL CABINET SYSTEM

Mops and buckets and garden hoses should no longer have a place in a modern-day kitchen — they pose significant safety hazards to staff and are less effective cleaning methods compared to more advanced hose reel systems.

T&S hose reel systems contain all the required components and accessories in one easy-to-install package:

- Recess mount stainless steel control cabinet with removeable wall flange.
- Your choice of 1/2" NPT female union top or bottom inlets.
- Loose key supply stops with tee handles and screws.



UPDATED SPECIFICATION:

B-7132-U01WS7TC 

Recess mounted stainless steel hose reel cabinet containing 1/2" union inlets, 1/2" check valves, loose key stops, mixing valve with ceramic cartridges and 4-arm handles, shut-off control valve with ceramic cartridge and 4-arm handle, hose reel connector kit with 1/2" NPT elbow, 18" riser and vacuum breaker, open stainless steel reel with 3/8" x 35' heavy-duty non-marking hose, ratcheting system, high flow spray valve with swivel, multi-fit bracket, stainless steel wall mount swing bracket and adjustable hose bumper. Certified to ASSE 1056.

SWIVEL BRACKET COMES STANDARD WITH ALL HOSE REEL SYSTEMS

T&S new EasyInstall swivel bracket (G019430-45) 

The stainless steel EasyInstall Swing bracket fits all 3/8" and 1/2" T&S hose reels and is easy for one person to install. It's the idea wall-mount solution that allows movement from side to side. Universal stainless steel wall-mount swing bracket, designed for one person installation, fits all T&S 3/8" and 1/2" reels. Includes safety c-clips for securing hose reel immediately after mounting and includes reel-to-bracket mounting hardware.

9 THE SAFE-T-LINK ADVANTAGE

A Smarter Design. A Better Hose. A safer, more durable hose starts with smarter construction. That's what makes T&S hoses fundamentally different from the rest. T&S is a leading manufacturer of gas appliances connectors. The Safe-T-Link hoses are manufactured using an innovative new forming process called Stress-Lite™. Stress-Lite™ is a new proprietary corrugation process that reduces the amount of residual stress on the inner tube resulting in greater flexibility and higher cycle life.

- **FreeSpin Performance Advantage.** Our 360° rotatable hex nut rotates completely and freely, even when tight. The FreeSpin fittings come standard on both ends of every gas hose.
- **Welded Fittings.** A gas connector is only as good as its weakest link. Trust our welded fittings to remain gas-tight long after a competitor's crimped assembly begins to loosen.
- **Extruded Coating.** Strong does not have to mean less flexible. Our extruded coating stays out of the braid and keeps a constant wall thickness, providing strength and flexibility. Dipped coatings invade the stainless steel braid and stress the wires while reducing flexibility.
- **Safest Stainless Braid.** Stainless braids protect the inner hose from pressure and stress. Trust our tight braid pattern to prevent punctures or dents more than a gapped braid.

UPDATED SPECIFICATION:

HG-4D-48K 

48" coated gas appliance connector hose with 3/4" NPT male connections and quick-disconnect. Certified to ANSI Z21.69/CSA 6.26.



DON'T FORGET TO ALSO SPECIFY:

Safe-T-Guard 

Gas hose safety shut-off valve (QDV) prevents gas connector from being disconnected until the valve handle is in the off position.



LIMITED
5 YEAR
WARRANTY

Building on a heritage of customer satisfaction,

the EverSteel line presents T&S' time-proven designs in premium stainless steel. These lead-free faucets and pre-rinse sprayers are built for commercial sinks, with a lifetime warranty and the heavy-duty quality & reliability that you've come to expect from T&S.

Surprisingly affordable and designed to meet SASO, WRAS, WaterMark, PUB, CSA, NSF, and DVGW global certifications, our lead-free stainless steel kitchen faucets and pre-rinse sprayers are in a class by themselves.

- Manual & workboard faucets
- Stainless steel spray valves
- Pre-rinse units
- Superior-grade glass fillers
- Low-profile pre-rinse units
- Lead-free accessories



UPDATED SPECIFICATION:

S-0113-A12-B

Single hole stainless steel pre-rinse unit, stainless steel 12" swing nozzle with stream regulator outlet, stainless steel 24" riser, 44" flexible stainless steel hose with heat resistant handle, stainless steel 1.15 GPM spray valve, stainless steel compression cartridges with spring checks, stainless steel lever handles, 18" flexible stainless steel supply hoses with G1/2" female swivel connections, stainless steel 6" adjustable wall bracket, stainless steel spray valve holder, and stainless steel overhead spring. Certified to ASME A112.18.1/CSA B125.1, NSF 61- Section 9 and NSF 372. 2019 DOE PRSV - Class II compliant.



S-0231

8" stainless steel wall mount mixing faucet, stainless steel 12" swing nozzle with stream regulator outlet, stainless steel compression cartridges with spring checks, stainless steel lever handles, and stainless steel 1/2" NPT female inlets. Certified to ASME A112.18.1/CSA B125.1, NSF 61-Section 9 and NSF 372. Meets ADA ANSI/ICC A117.1 requirements.



THIS IS JUST THE BEGINNING

You've seen our top nine spec updates and applications, along with our most popular products for the job — but with T&S, there are always more options to choose from. If you have questions about a unique application or client preference, we can help you configure the product and specification that's right for you.

At T&S, we're always happy to work with our consultant partners to ensure every specification includes the latest products and features. Contact our team today at **1-800-476-4103 for a complimentary spec audit.**

**VISIT
FCSI.ORG FOR
ALL THE
LATEST CEU
OPPORTUNITIES!**



RELIABILITY BUILT IN™

2 Saddleback Cove • P.O. Box 1088 • Travelers Rest, SC 29690
(800) 476-4103 • www.tsbrass.com • customerservice@tsbrass.com
800-020690-45 Rev. 3 5/23