



T&S BRASS AND BRONZE WORKS, INC.
 2 Saddleback Cove / P.O. Box 1088
 Travelers Rest, SC 29690

Model No.
B-0502-SL

Item No.

Travelers Rest, SC: 800-476-4103 • Simi Valley, CA: 800-423-0150 • Fax: 864-834-3518 • www.tsbrass.com

This Space for Architect/Engineer Approval

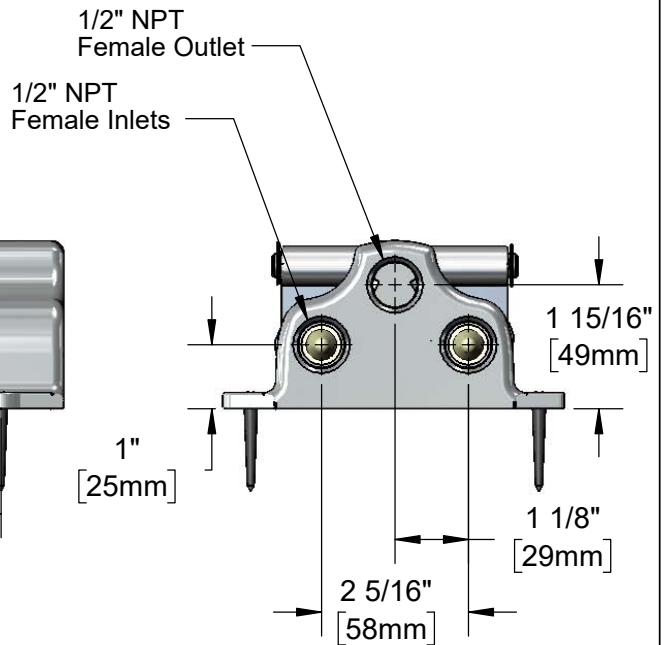
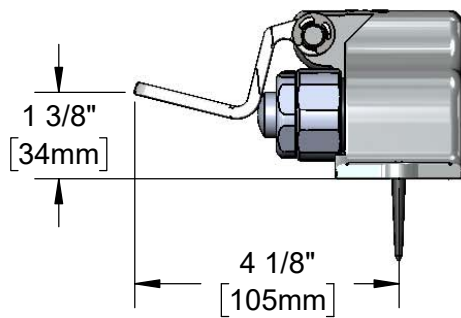
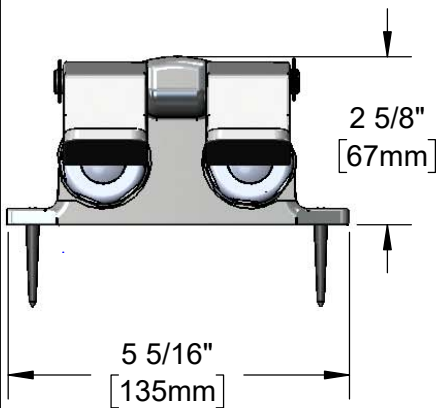
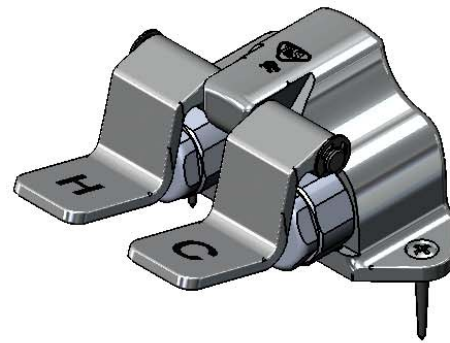
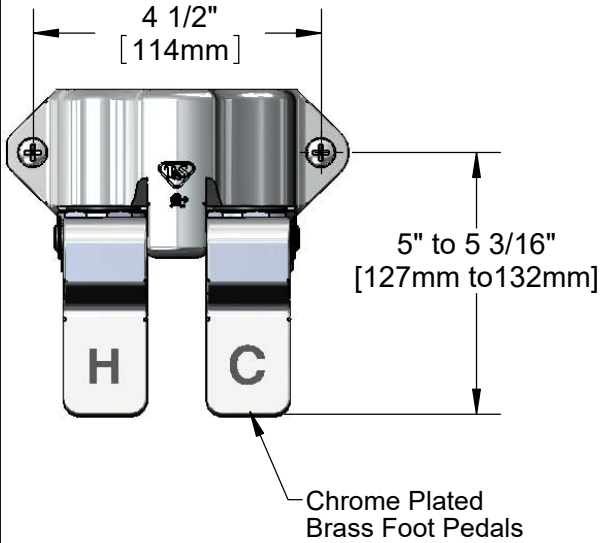
Job Name _____ Date _____

Model Specified _____ Quantity _____

Customer/Wholesaler _____

Contractor _____

Architect/Engineer _____



Product Specifications:
Slow Close Double Pedal Valve, 1/2" NPT Female Inlets & Outlet

Product Compliance:
 ASME A112.18.1 / CSA B125.1
 NSF 61 - Section 9
 NSF 372 (Low Lead Content)



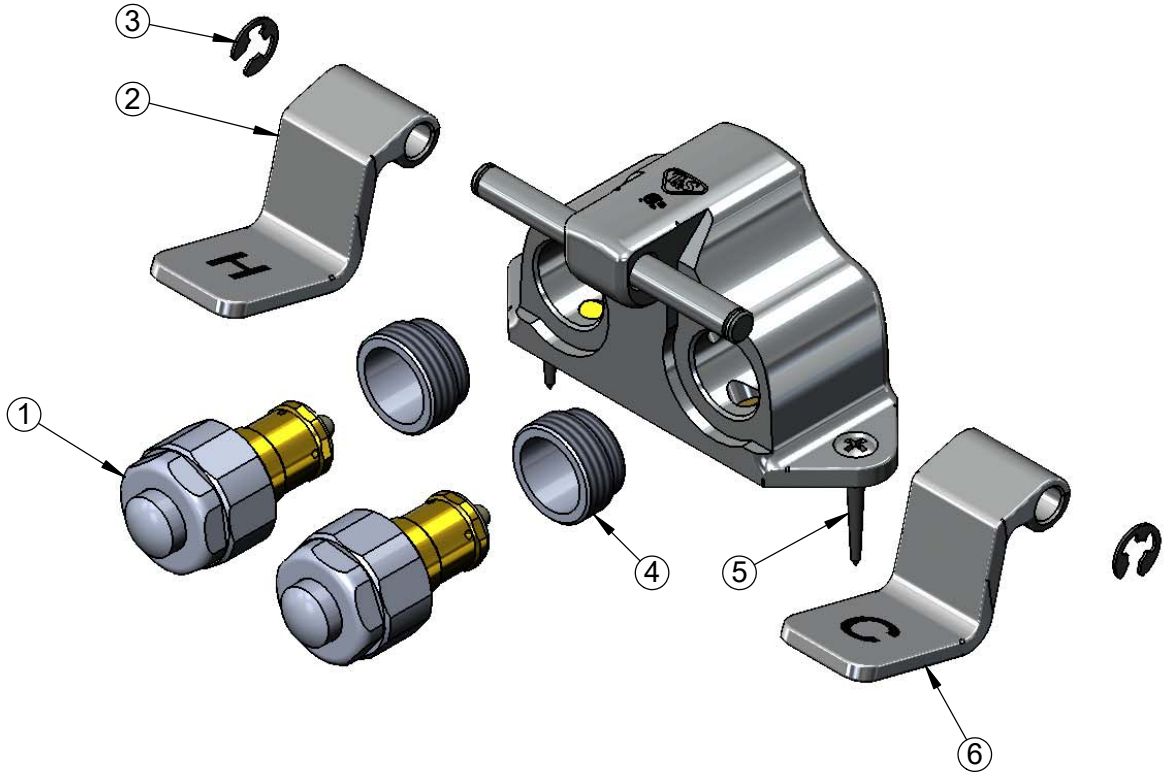
T&S BRASS AND BRONZE WORKS, INC.
2 Saddleback Cove / P.O. Box 1088
Travelers Rest, SC 29690

Model No.
B-0502-SL

Item No.

Travelers Rest, SC: 800-476-4103 • Simi Valley, CA: 800-423-0150 • Fax: 864-834-3518 • www.tsbrass.com

ITEM	PART NO.	DESCRIPTION
1	011399-40	Slow Close Ctg.
2	000092-25	Hot Pedal
3	012512-45	E-Clip Retaining Ring
4	011320-25	Adapter
5	000915-45	Mounting Screw
6	000091-25	Cold Pedal



Product Specifications:
Slow Close Double Pedal Valve, 1/2" NPT Female Inlets & Outlet

Product Compliance:
ASME A112.18.1 / CSA B125.1
NSF 61 - Section 9
NSF 372 (Low Lead Content)