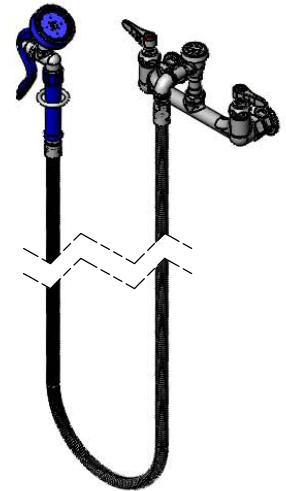
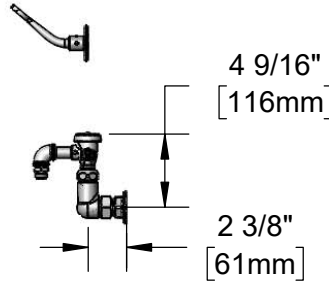
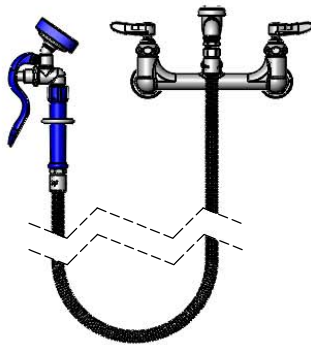




Architect/Engineering Specifications:

8" wall mount mixing faucet, compression cartridges with spring checks, lever handles, vacuum breaker, 104" flexible stainless steel hose with blue handle, angled high flow spray valve and wall hanger. Certified to ASME A112.18.1/CSA B125.1 and ASSE 1001.

Job Name _____
 Model Specified _____ Quantity _____
 Variations Specified _____
 Date _____



Features & Benefits:

- 8" wall mount mixing faucet w/ chrome plated brass body
- Quarter-turn Eterna compression cartridges w/ spring checks to prevent cross flow of water
- Lever handles w/ color coded indexes
- EasyInstall riser w/ vacuum breaker
- 104" flexible stainless steel hose with blue handle
- Angled high flow spray valve
- 1/2" NPT female inlets
- Material: Polished chrome plated body & spray valve, chrome plated metal handles & stainless steel hose

Product Compliance:

- ASME A112.18.1 / CSA B125.1
- NSF 61 Exempt (Non-Potable)
- ASSE 1001 (VB)
- 2019 DOE PRSV Non-Compliant



Warranty: One Year (Limited)

Performance Data:

- Pressure: 20 - 125 psi
- Temperature: 40 °F - 140 °F
- Flow Rate: 4.20 GPM @ 60 psi

Optional Pre-Rinse Spray Valves

- B-0107 (1.15 GPM)
- B-0107-C (0.65 GPM)
- B-0107-J (1.07 GPM)
- B-0108 (1.07 GPM)
- B-0108-C (0.65 GPM)

Optional Handles

- 4" Wrist Action
- Lever (Standard)
- 4-Arm

Optional Cartridges With Checks

- Quarter-Turn Cerama w/ Check Valve
- Quarter-Turn Eterna w/ Spring Check (Standard)

